








































	OEM No.	Length	Center	Outer	C to C	W / T	Off	Lift	Prod. Code
<b>ALLIS CHALMERS</b>										
	<b>99-132</b>	1737228A	<b>16-1/8</b>	13/16			2.50/.203	0	1-1/16	
(3) for 46" cut, 130, 23420										
	<b>599-132</b>		16-1/8	13/16			3.00/.203	0	1	
GATOR® G5™    										
	<b>91-711</b>	1656143	<b>16-11/16</b>	3/4	3/8	3-1/16	2.00/.187	0	1	
(3) for 48" cut, left hand cut										
<b>AMF (SEE DYNAMARK)</b>										
<b>ARIENS</b>										
	<b>92-040</b>	03498400	<b>13-7/8</b>	5/8			2.00/.203	1/8	1-1/16	
(3) for 40" cut, Zoom 1640, Zoom 1540, Mini Zoom 1540, Zoom 1740, Zoom 1840, & Zoom 2040										
	<b>91-244</b>		13-7/8	5/8			2.00/.203	1/8	1-1/16	
(3) for 40" cut, high lift, GEM, ZT1640, ZT1540, ZT1740, ZT1840, PM100Z, & PROMASTER100										
	<b>92-019</b>	1600500 00272800	13-7/8	5/8			2.25/.149	1/4	3/4	
(3) for 40" cut, mulching, HVZ, Zoom 1540, Zoom 1740, Zoom 1640, Zoom 1840, & Zoom 1540										
	<b>92-153</b> <b>NEW</b>	00450200 02982000	<b>16-3/16</b>	5/8			2.50/.250	5/16	1-1/8	
(3) for 44" and 48" cut, Zoom										
	<b>596-816</b>		16-3/16	5/8			3.00/.203	3/8	1	
GATOR® G5™    										
	<b>396-809</b>		16-3/16	5/8			3.00/.250	3/8	1	
GATOR® G6®     										
	<b>91-183</b>	04919100	<b>16-1/4</b>	5/8			2.50/.250	0	1	
(3) for 48" cut, Zoom 2048, Zoom 2148, Zoom 2348, 1840, 2044, 2348, Zoom 2148XL, & Zoom 2348XL										
	<b>91-180</b>		16-1/4	5/8			2.50/.187	0	1	
(3) for 48" cut										
	<b>91-313</b>		16-1/4	5/8			2.50/.203	0	1	
(3) for 48" cut										
	<b>99-127</b>		16-1/4	5/8			2.50/.203	0	1-1/16	
(3) for 48" cut										
	<b>91-368</b>		16-1/4	5/8			2.50/.203	0	1	
(3) for 48" cut, mulching										

GROUP  CONTINUES

		OEM No.	Length	Center	Outer	C to C	W/T	Off	Lift	Prod. Code
<b>ARIENS</b>										
GROUP  CONTINUES										
	<b>96-310</b>		16-1/4	5/8			2.50/.203	0	3/4	
GATOR® G3™										
	<b>596-310</b>		16-1/4	5/8			3.00/.203	0	1	
GATOR® G5™										
	<b>396-716</b>		16-1/4	5/8			3.00/.250	0	1	
GATOR® G6®										
	<b>91-003</b>	03027800 03123700 03123751 03123759 0327859 21085400	<b>16-9/16</b>	3/4			2.50/.203	7/16	7/8	
(3) for 48" cut, 831031 GT deck										
	<b>91-464</b>		16-9/16	3/4			2.50/.203	7/16	13/16	
(3) for 48" cut, Sierra YT2048										
	<b>96-618</b>		16-9/16	3/4			2.50/.203	7/16	1	
GATOR® G3™										
	<b>91-242</b>	8861600 8899300	<b>17</b>	5/8			2.00/.203	5/16	1-1/8	
(2) for 34" cut, (3) for 50" cut, Mini Zoom 1434, Mini Zoom 1534, Zoom 2350, Zoom 1840, Zoom 2150, Zoom 2450, & Zoom 2040										
	<b>596-805</b>	08866800	17	5/8			3.00/.203	5/16	1	
GATOR® G5™, Mini Zoom, Mini Zoom, 434, Mini Zoom 1534, Mini Zoom 1434, & PM34Z										
	<b>396-805</b>		17	5/8			3.00/.250	5/16	1	
GATOR® G6®										
	<b>92-151</b>	00450300 03253800	<b>18</b>	5/8			2.50/.250	5/16	1-1/8	
(2) for 36" cut, (3) for 52" cut, high lift, Zoom										
	<b>596-817</b>	00273100 04916400	18	5/8			3.00/.203	5/16	1	
GATOR® G5™										
	<b>396-806</b>		18	5/8			3.00/.250	5/16	1	
GATOR® G6®										
	<b>92-157</b>	02961700	<b>18-7/16</b>	5/8			2.50/.203	5/16	1-1/8	
(3) for 54" cut, Zoom										
	<b>596-818</b>		18-7/16	5/8			3.00/.203	3/8	1-1/4	
GATOR™ G5™										

		OEM No.	Length	Center	Outer	C to C	W / T	Off	Lift	Prod. Code
<b>ARIENS</b>										
	<b>91-015</b>	03607059 03624700 03624751 03624759	<b>20-1/2</b>	3/4			2.50/.203	1/2	1	
(2) for 40" cut, 1440 Sport Zoom, 1440 RER, EZR 1440, 1540, 1640, 1740, Sierra 1340G, 1340H, 1440G, 1440H, 1540H, 1640H, YT13G, YT13H, YT14G, YT15G, YT15H, , YT1540, YT16H, & YT16.5H										
	<b>191-015</b> <b>NEW</b>		20-1/2	3/4			2.50/.187	1/2	15/16	
Double Bevel version of 91-015										
	<b>91-144</b>		20-1/2	3/4			3.00/.203	1/2	1-5/16	
(2) for 40" cut, high lift, 1440 Sport Zoom, 1440 RER, EZR 1440, 1540, 1640, 1740, Sierra 1340G, 1340H, 1440G, 1440H, 1540H, 1640H, YT13G, YT13H, YT14G, YT15G, YT15H, YT16H, & YT16.5H										
	<b>96-677</b>		20-1/2	3/4			3.00/.203	1/2	1	
GATOR® G3™										
	<b>92-159</b> <b>NEW</b>	03253900 09081200	<b>20-1/2</b>	5/8			2.50/.250	5/16	1-1/8	
(3) for 60" cut, Zoom										
	<b>596-815</b>		20-1/2	5/8			3.00/.203	5/16	1	
GATOR® G5™										
	<b>396-807</b>		20-1/2	5/8			3.00/.250	5/16	1	
GATOR® G6®										
	<b>91-005</b>	01120300 01128500 01137000 01182400 01128500 01137000 01137051 01137059	<b>20-9/16</b>	3/8			2.75/.134	5/16	1	
21" cut, 911000 series zone start walk behind										
	<b>92-602</b>	01584500	<b>21-15/16</b>	3/4			2.50/.203	1/2	3/4	
GATOR® G3™, (2) for 42" cut, EZR 1742, EZR 1842, YT 1542, YT 1742, YT 1742H										
<b>AYP</b>										
	<b>95-010</b>	25321 532025321 9480R	<b>14-9/16</b>	1-1/4	1/2	3	2.50/.187	0	1	
(3) for 42" cut										
	<b>95-014</b>	100140M 106635X 122265X 25034 532025034 532106635 532122265 917122265X	<b>15-3/8</b>	3/8			2.25/.187	0	1	
(3) for 44" cut										
	<b>95-607</b>		15-3/8	3/8			2.25/.187	0	3/4	
GATOR® G3™										

		OEM No.	Length	Center	Outer	C to C	W / T	Off	Lift	Prod. Code
<b>AYP</b>										
 (3) for 44" cut	<b>95-006</b>	130652 532130652 917130652MS 917532130652	<b>15-3/8</b>	5 pt. Star			2.25/149	1/8	15/16	
 (3) for 44" cut, heavy duty	<b>95-049</b>		15-3/8	5 pt. Star			2.25/187	0	1	
 (3) for 46" cut, mulching	<b>95-045</b>	145708 152443 163819 532145708 532152443 917145708 917145708CS 917145708MS 917152443P 917163819 917532145708 917532152443 918152443	<b>15-1/2</b>	5 pt. Star			2.25/149	1/8	1	
 (3) for 46" cut, high lift mulching	<b>95-052</b>	144767 157033 159705 170698 176084 532144767 532157033 532157353 532159705 532170698 532176084 917157033 917170698	15-1/2	5 pt. Star			2.25/149	1/8	1	
 GATOR® G3™	<b>95-614</b>		15-1/2	5 pt. Star			2.50/187	1/8	3/4	
 GATOR® G5™	<b>595-614</b>		15-1/2	5 pt. Star			3.00/164	1/8	1	
 (3) for 48" cut	<b>95-011</b>	25322 9179497R 9497R	<b>16-9/16</b>	1-1/4	1/2	3	2.50/187	0	1	
 (3) for 48" cut	<b>95-062</b>	173920 180054 512258301 532173920 532180054 539107519 575938201 917173920 917532173920 917532180054 917539107519 917577203106	<b>16-11/16</b>	5 pt. Star			2.50/203	0	1-1/4	

GROUP  CONTINUES

		OEM No.	Length	Center	Outer	C to C	W / T	Off	Lift	Prod. Code
<b>GROUP  CONTINUES</b>										
	<b>195-062</b>		16-11/16	5 pt. star	5/16	3-15/16	2.50/187	0	1-1/4	
Double Bevel version of 95-062										
	<b>495-062</b>		16-11/16	5 pt. Star			2.50/.203	0	1-1/4	
(3) for 48" cut, Fusion® version of 95-062										
	<b>96-615</b>		16-11/16	5 pt. Star			2.50/.203	0	1	
GATOR® G3™										
	<b>596-615</b>		16-11/16	5 pt. Star			3.00/187	0	1	
GATOR® G5™										
	<b>95-068</b>	173921 532173921 917532173921	<b>16-11/16</b>	5 pt. Star			2.50/.203	5/16	13/16	
(3) for 48" cut, mulching, PD20PH48, PD22PH48, PD25PH48										
	<b>96-376</b>		16-11/16	5 pt. Star			2.50/.203	5/16	3/4	
GATOR® G3™										
	<b>95-018</b>	137380 532137380 917137380MS 917137380P 917532137380	<b>17-3/8</b>	5 pt. Star			2.25/149	1/8	15/16	
(3) for 50" cut										
	<b>95-050</b>		17-3/8	5 pt. Star			2.25/187	0	1	
(3) for 50" cut, heavy duty version of 95-018, high lift for bagging										
	<b>95-609</b>		17-3/8	5 pt. Star			2.50/187	0	3/4	
GATOR® G3™										
	<b>595-609</b>		17-3/8	5 pt. Star			3.00/164	0	1	
GATOR® G5™										
	<b>95-036</b>	127841 138496 532127841 532138496 917532127841 917532138496	<b>18-3/16</b>	5 pt. Star			2.25/134	1/8	1	
(2) for 36" cut										
	<b>95-026</b>		18-3/16	5 pt. Star			2.25/187	1/8	1	
(2) for 36" cut, heavy duty version of 95-036										
	<b>95-613</b>		18-3/16	5 pt. Star			2.50/187	1/8	3/4	
GATOR® G3™										
	<b>595-613</b>		18-3/16	5 pt. Star			3.00/164	1/8	1	
GATOR® G5™										

		OEM No.	Length	Center	Outer	C to C	W/T	Off	Lift	Prod. Code
<b>AYP</b>										
	<b>95-034</b>	120262X 120626X 126338X 143969 532126338 532143669 917126338X	<b>18-3/16</b>	3/8			2.50/187	0	7/8	
(2) for 36" cut, high lift										
	<b>95-072</b>	112053 187254 187256 33954 532187254 532187256 539112053 575938401 777187256 917187254	<b>18-1/2</b>	5 pt. Star			2.75/187	1/2	1	
(3) for 54" cut										
	<b>195-072</b>		18-7/16	5 pt. star	5/16	3-15/16	2.75/187	1/2	1-3/16	
Double Bevel version of 95-072										
	<b>95-082</b>	187255 24541 532187255 917532187255	18-1/4	5 pt. Star			2.50/187	5/16	13/16	
(3) for 54" cut, mulching										
	<b>95-605</b>		18-1/2	5 pt. Star			2.50/187	1/2	3/4	
GATOR® G3™										
	<b>595-605</b>		18-1/2	5 pt. Star			3.00/164	1/2	1	
GATOR® G5™										
	<b>95-031</b>	121263X 143978 532121263 532143978 917121263X 917121263XMS 917532121263	<b>19-1/4</b>	3/8	3/8	10	2.25/187	0	1	
(2) for 38" cut, high lift										
	<b>95-033</b>	12784 127842 138497 138970 513897001 532127842 532138497 532138970 917127842 917138497MS 917138970 917532138497 917532138970	<b>19-5/16</b>	5 pt. Star			2.25/134	1/8	1	
(2) for 38" cut										
	<b>195-033</b>		19-5/16	5 pt. star	3/8	3-1/8	2.25/134	1/8	1-1/16	
Double Bevel version of 95-033										

GROUP CONTINUES

















		OEM No.	Length	Center	Outer	C to C	W / T	Off	Lift	Prod. Code
<b>AYP</b>				<b>GROUP</b> <b>CONTINUES</b>						
	<b>95-038</b>		19-5/16	5 pt. Star			2.25/187	1/8	1-1/16	
(2) for 38" cut, heavy duty version of 95-033										
	<b>95-003</b>	134148 134148M 134148X 139744MS 139774 193957 24692 531307220 532134148 532139774 532193957 539110324	19-5/16	5 pt. Star			2.25/134	1/8	1	
(2) for 38" cut, mulching										
	<b>195-003</b>		19-5/16	5 pt. star	5/16	3-1/8	2.25/134	1/8	7/8	
Double Bevel version of 95-003										
	<b>95-047</b>	131322 532131322 917131322	19-5/16	5 pt. Star			2.25/187	0	1	
(2) for 38" cut, high lift										
	<b>95-099</b>		19-5/16	5 pt. Star			2.25/149	1/8	1	
(2) for 38" cut, heavy duty version of 95-003										
	<b>95-601</b>		19-5/16	5 pt. Star			2.50/187	0	3/4	
GATOR® G3™										
	<b>595-601</b>		19-5/16	5 pt. Star			3.00/164	0	1	
GATOR® G5™										
	<b>95-015</b>	100669K 106634X 25036 91724691	<b>19-3/8</b>	3/8			2.25/187	0	1	
(2) for 38" cut										
	<b>95-024</b>	145106 1935957 532193957 532850972 544080204 55139204 69229 701211 7133203 7133203 7133203 77193957 850972 8509725	<b>19-15/16</b>	5/8	3/8	1-7/8	2.50/149	9/16	7/8	
20" cut, walk behind										
	<b>95-041</b>		19-15/16	5/8	3/8	1-7/8	2.50/149	7/16	15/16	
20" cut, mulching										
	<b>595-024</b> <b>NEW</b>		19-15/16	5/8	3/8	1-7/8	3.00/134	1/2	1	
GATOR® G5™										

		OEM No.	Length	Center	Outer	C to C	W / T	Off	Lift	Prod. Code
<b>AYP</b>										
	<b>95-051</b>	133346 134871 145106 532129277 532133346 532134871 532145106 532700972 532751646 575164601 751646	<b>20</b>	5/8	3/8	1-7/8	2.25/134	7/16	11/16	
20" cut, walk behind, mulching										917129277 917131694 917145106CS 917532129277 917532751646 917700972 917751646
	<b>95-044</b>	204114-884 204340218 340218 532114884 532752233 532752233 752233 917532752233	20	5/8	3/8	1-7/8	2.00/134	5/16	13/16	
20" cut, walk behind, mulching										
	<b>95-032</b>	127843 138498 138791 138971 138971 531307224 532138498 532138971 917127843 917131323 917138498MS 917532138498	<b>21</b>	5 pt. Star			2.25/149	1/8	1-1/16	
(2) for 42" cut										
	<b>195-032</b>		21	5 pt. star	5/16	3-1/8	2.25/149	1/8	1-1/16	
Double Bevel version of 95-032										
	<b>495-032</b>		21	5 pt. Star			2.25/149	1/8	1-1/16	
Fusion® version of 95-032										
	<b>95-039</b>		21	5 pt. Star			2.25/187	1/8	1-1/16	
(2) for 42" cut, heavy duty version of 95-032										
	<b>195-039</b>		21	5 pt. star	5/16	3-1/8	2.25/187	1/8	1-1/18	
Double Bevel version of 95-039										
	<b>95-048</b>	532131323	21	5 pt. Star			2.25/187	0	1	
(2) for 42" cut, sand										
	<b>195-048</b>		21	5 pt. star	5/16	3-1/8	2.25/187	0	3/4	
Double Bevel version of 95-048										

GROUP CONTINUES



		OEM No.	Length	Center	Outer	C to C	W / T	Off	Lift	Prod. Code
<b>AYP</b>		<b>GROUP ↑ CONTINUES</b>								
	<b>95-005</b>	134149 138971 24676 422719 531005085 532134149 532422719 539110460 777134149	21	5 pt. Star			2.25/134	1/8	1	
(2) for 42" cut, mulching										
	<b>195-005</b>		21	5 pt. star	5/16	3-1/8	2.25/134	1/8	7/8	
Double Bevel version of 95-005										
	<b>495-005</b>		21	5 pt. Star			2.25/134	1/8	1	
Fusion® version of 95-005										
	<b>95-019</b>	139775 532139775 917139775P 917532139775	21	5 pt. Star			2.25/149	1/8	1	
(2) for 42" cut, heavy duty version of 95-005										
	<b>195-019</b>		21	5 pt. star	5/16	3-1/8	2.25/149	1/8	15/16	
Double Bevel version of 95-019										
	<b>96-900</b>	521981601	21	5 pt. Star			2.50/187	0	3/4	
GATOR® G3™										
	<b>596-900</b>		21	5 pt. Star			3.00/164	0	1	
GATOR® G5™										
	<b>95-071</b>	159267 532159267 917532159267	<b>21</b>	5/8	3/8	1-7/8	2.75/134	1/2	1-1/8	
21" cut, walk behind										
	<b>95-067</b>		21	5/8	3/8	1-7/8	2.25/134	1/2	13/16	
21" cut, walk behind, mulching										
	<b>195-067</b>		21	5/8	3/8	1-7/8	2.25/134	9/16	1-1/16	
Double Bevel version of 95-067										
	<b>95-057</b>	165833 175064 180459 189028 406706 406712 532165833 532175064	<b>21-1/8</b>	5/8	3/8	1-7/8	2.75/134	1/2	1-9/16	
21" cut, walk behind		532176135 917175064PB 532180459 917176135 532189028 917532165833 532406712 917532175064 539111878 917532176135 917175064 917532180459								
	<b>95-621</b>		21-1/8	5/8	3/8	1-7/8	2.50/187	1/2	3/4	
GATOR® G3™										
	<b>595-621</b> <b>NEW</b>		21-1/8	5/8	3/8	1-7/8	3.00/149	1/2	1	
GATOR® G5™										

		OEM No.	Length	Center	Outer	C to C	W / T	Off	Lift	Prod. Code
<b>AYP</b>										
	<b>95-023</b>	406713 532406713 532850973 701213 7133219 850973 91733219 917532406713 917532850973 91756401 917701213 917701213MS 917850973 917850973MS	<b>21-3/4</b>	5/8	3/8	1-7/8	2.50/149	9/16	7/8	
22" cut, walk behind										
	<b>95-055</b>		21-3/4	5/8	3/8	1-7/8	2.50/149	9/16	1	
22" cut, walk behind, high lift										
	<b>95-043</b>	204114-886 204335256 752234	21-3/4	5/8	3/8	1-7/8	2.00/134	5/16	3/4	
22" cut, walk behind, mulching										
	<b>95-042</b>		21-3/4	5/8	3/8	1-7/8	2.50/149	7/16	15/16	
22" cut, walk behind, mulching										
	<b>95-021</b>	134768 141114 141114MS 152202 157101 532134768 532141114 700973 91333256 91333269 91733256 91733269	21-3/4	5/8	3/8	1-7/8	2.25/134	1/2	3/4	
22" cut, walk behind, mulching										
	<b>195-021</b>		21-3/4	5/8	3/8	1-7/8	2.25/120	1/2	15/16	
Double Bevel version of 95-021										
	<b>95-602</b>		21-3/4	5/8	3/8	1-7/8	2.50/187	9/16	3/4	
GATOR® G3™										
	<b>595-602</b> <b>NEW</b>		21-3/4	5/8	3/8	1-7/8	3.00/149	9/16	1	
GATOR® G5™										
	<b>95-073</b>	192682	<b>21-13/16</b>	5/8	3/8	1-7/8	2.25/134	9/16	1-3/16	
Used on PR6252SH, 961240001										
	<b>95-076</b>	420463 421825 532420463 532421825	<b>21-15/16</b>	5 pt. Star			2.25/134	9/16	13/16	
For 22" Walkbehind Star Center Hole										
	<b>95-615</b>		21-15/16	5 pt. Star			2.25/134	9/16	3/4	
GATOR® G3™										

		OEM No.	Length	Center	Outer	C to C	W / T	Off	Lift	Prod. Code
<b>AYP</b>										
	<b>95-070</b>	405380 532405380 777405380	<b>22-7/8</b>	5 pt. Star			2.75/164	5/16	1-1/8	
(2) for 46" cut, high lift, YTH2546, YTH2146XP, 2246LS, 2346XLS, Poulan 19546LT.										
	<b>195-070</b>		22-7/8	5 pt. star	5/16	3-15/16	2.75/149	5/16	1-1/8	
Double Bevel version of 95-070										
	<b>95-074</b>	403107 532403107	22-7/8	5 pt. Star			2.25/149	3/16	15/16	
(2) for 46" cut, mulching										
	<b>96-370</b>		22-7/8	5 pt. Star			2.50/187	5/16	3/4	
GATOR® G3™										
	<b>596-370</b>		22-7/8	5 pt. Star			3.00/187	5/16	1	
GATOR® G5™										
	<b>595-807</b> <b>NEW</b>	419274 532419274 777419274 91777419274	<b>29-5/8</b>	5/8			3.00/149	5/16	1	
GATOR® G5™, LT2213C, LT2213CA, LZ11577, LZ1577HRB, LZ1577RB, PO12530LT, PXT12530										
<b>BEFCO</b>										
	<b>92-133</b>	000-6845	<b>24-9/16</b>	3/4			2.50/250	11/16	1-1/8	
(3) for 72" cut, Cyclone, 112-EZF, 115-EZF, 212, 215, 217, 312, 315, 317-FLX, 412, 415, 417-SFL, 716										
<b>BIG BEE</b>										
	<b>91-046</b>	A-19B20 FM04-2A	<b>20-3/16</b>	1/2			2.50/250	1/2	15/16	
(3) for 60" cut, left hand cut										
	<b>91-047</b>	A-19B25 FM04-3A	<b>25-1/8</b>	1/2			2.50/250	1/2	15/16	
(3) for 72" cut, left hand cut										
<b>BLUE BIRD (SEE EDGER BLADES)</b>										
<b>BOBCAT</b>										
	<b>93-005</b>	03239 32061 3239 WM132061 WMTA3206 WMTA32061	<b>16-1/4</b>	5/8	1/4	1-5/8	2.50/250	0	1-3/16	
(2) for 32" cut, (3) for 48" cut heavy duty										
	<b>96-310</b>		16-1/4	5/8			2.50/203	0	3/4	
GATOR® G3™										
	<b>596-310</b>		16-1/4	5/8			3.00/203	0	1	
GATOR® G5™										
	<b>396-716</b>		16-1/4	5/8			3.00/250	0	1	
GATOR® G6®										

		OEM No.	Length	Center	Outer	C to C	W/T	Off	Lift	Prod. Code
<b>BOBCAT</b>										
	<b>93-009</b>	112111-01	<b>16-1/4</b>	5/8			2.50/.203	1/2	1-1/8	
(2) for 32" cut, (3) for 48" cut, high lift use on XM series										
	<b>593-600</b>		16-1/4	5/8			3.00/.203	1/2	1	
GATOR® G5™										
	<b>93-003</b>	32022 WM132022	<b>18</b>	5/8	1/4	1-5/8	2.50/.187	0	1	
(2) for 36" cut, (3) for 54" cut										
	<b>93-006</b>	32022A 32022HD	18	5/8	1/4	1-5/8	2.50/.250	0	1-3/16	
(2) for 36" cut, (3) for 54" cut, heavy duty										
	<b>96-344</b>		18	5/8			2.50/.203	0	3/4	
GATOR® G3™										
	<b>496-726</b>		18	5/8			2.50/.250	0	1	
GATOR® G3™										
	<b>596-344</b>		18	5/8			3.00/.203	0	1	
GATOR® G5™										
	<b>396-726</b>		18	5/8			3.00/.250	0	1	
GATOR® G6®										
	<b>93-010</b>	112111-02	<b>18</b>	5/8			2.50/.203	1/2	1-1/8	
(2) for 36" cut, high lift, use on XM series										
	<b>91-039</b>		18	5/8			2.50/.203	1/2	1	
(3) for 52" cut, (2) for 36" cut, use on XM series										
	<b>93-601</b>		18	5/8			2.50/.203	1/2	3/4	
GATOR® G3™										
	<b>593-601</b>		18	5/8			3.00/.203	1/2	1	
GATOR® G5™										
	<b>93-008</b>	42180B WM142180B	<b>21</b>	5/8	1/4	1-5/8	2.50/.250	0	1-3/16	
(3) for 61" cut, heavy duty										
	<b>96-347</b>		21	5/8			2.50/.203	0	3/4	
GATOR® G3™										
	<b>96-360</b>		21	5/8			2.50/.203	0	3/4	
GATOR® G3™										
	<b>596-347</b>		21	5/8			3.00/.203	0	1	
GATOR® G5™										













































GROUP CONTINUES

		OEM No.	Length	Center	Outer	C to C	W / T	Off	Lift	Prod. Code
<b>BOBCAT</b>										
			<b>GROUP  CONTINUES</b>							
	<b>396-727</b>		21	5/8			3.00/.250	0	1	
GATOR® G6® <span style="float: right;"></span>										
	<b>93-011</b>	112111-03	<b>21</b>	5/8			2.50/.250	1/2	1-1/8	
(3) for 61" cut, high lift, 226ES, Fastcut, FR691V, Predator Pro, Procut, ZT200, ZT219, ZT220, ZT223, ZT225, ZT226, ZT227, ZT228, ZT231 <span style="float: right;"></span>										
	<b>93-013</b>	112243-03	21	5/8			2.50/.250	1/2	5/8	
(3) for 61" cut, 226ES, Fastcut, FR691V, Predator Pro, Procut, ZT200, ZT219, ZT220, ZT223, ZT225, ZT226, ZT227, ZT228, ZT231 <span style="float: right;"></span>										
	<b>596-702</b>		21	5/8			3.00/.203	1/2	1	
GATOR® G5™ <span style="float: right;"></span>										
	<b>396-702</b>		21	5/8			3.00/.250	1/2	1	
GATOR® G6® <span style="float: right;"></span>										
	<b>93-025</b>	112111-04	<b>24-15/16</b>	5/8			2.50/.250	1/2	1-1/4	
(3) for 74" cut										
	<b>396-731</b>	42139B WM142139B	<b>25</b>	5/8			3.00/.250	0	1	
GATOR® G6® <span style="float: right;"></span>										
<b>BOLENS (ALSO SEE MTD)</b>										
	<b>98-061</b>	742-0612 742-0612A 942-0612 942-0612A	<b>14-7/8</b>	11/16 Y 6 pt. Star	5/16	2-1/2	2.50/.149	7/16	1-3/16	
(1) 98-061 & (2) 98-063 for 46" cut - star center hole, center blade, 3 in 1 mulching										
	<b>98-637</b>		14-7/8	5/8 Y 6 pt. Star	5/16	2-1/2	2.50/.187	7/16	3/4	
GATOR® G3™ <span style="float: right;"></span>										
	<b>91-097</b>	172-7926 177-2144	<b>15-5/16</b>	3/8	3/8	2-3/4	2.00/.187	0	1	
(3) for 42" cut, fits models #18300, 30042 & 30042S										
	<b>98-063</b>	742-0611 742-0611A 942-0611 942-0611A	<b>16-1/4</b>	5/8 Y 6 pt. Star	5/16	2-1/2	2.50/.149	7/16	1	
(2) 98-063 & (1) 98-061 for 46" cut - star center hole, outside blades, 3 in 1 mulching <span style="float: right;"></span>										
	<b>198-063</b>		16-1/4	5/8 Y 6 pt. star	3/8	2-1/2	2.50/.149	7/16	1-1/8	
Double Bevel version of 98-063 <span style="float: right;"> 100 SERIES</span>										
	<b>98-640</b>		16-1/4	5/8 Y 6 pt. Star	5/16	2-1/2	2.50/.187	7/16	3/4	
GATOR® G3™ <span style="float: right;"></span>										
	<b>598-640</b>		16-1/4	5/8 Y 6 pt. Star	5/16	2-1/2	3.00/.164	7/16	1	
GATOR® G5™ <span style="float: right;"></span>										

		OEM No.	Length	Center	Outer	C to C	W / T	Off	Lift	Prod. Code
<b>BOLENS (ALSO SEE MTD)</b>										
	<b>91-096</b>	173-0412 173-8571 177-2145	<b>16-15/16</b>	3/8	3/8	2-3/4	2.00/187	0	1	
(3) for 48" cut, models 30048S, 30048E, 18336, & 19211										
	<b>91-143</b>	174-7640 177-2335	<b>18-1/2</b>	11/16			2.50/187	0	3/4	
(2) for 36" cut, model # 300365/310365										
	<b>91-714</b>	174-8302	<b>18-1/2</b>	3/4	3/8	2-9/16	2.50/164	0	1-5/16	
(1) for 36" cut, left-hand side, use with deluxe grass catcher										
	<b>96-339</b>		18-1/2	3/4	3/8	2-9/16	2.50/203	0	3/4	
GATOR® G3™										
	<b>98-058</b>	742-0610 742-0610A 942-0610 942-0610A GW-7420610	<b>19-5/16</b>	5/8 Y 6 pt. Star	5/16	2-1/2	2.75/149	5/16	1-1/2	
(2) for 38" cut, star center hole, mulching, MTD 3-in-1 blade										
	<b>198-058</b>		19-5/16	5/8 Y 6 pt. star	5/16	2-1/2	2.75/149	3/8	1-1/2	
Double Bevel version of 98-058										
	<b>98-052</b>	742-0654 942-0654	19-5/16	5/8 Y 6 pt. Star	5/16	2-1/2	3.00/149	5/16	1	
(2) for 38" cut, use in place of our 98-058 for non mulching										
	<b>198-052</b>		19-3/8	5/8 Y 6 pt. star	5/16	2-1/2	3.00/164	5/16	1-1/4	
Double Bevel version of 98-052										
	<b>98-628</b>		19-5/16	5/8 Y 6 pt. Star	5/16	2-1/2	2.50/187	5/16	3/4	
GATOR® G3™										
	<b>598-628</b>		19-5/16	5/8 Y 6 pt. Star	5/16	2-1/2	3.00/164	5/16	1	
GATOR® G5™										
	<b>98-059</b>	742-0616 742-0616A 942-0616 942-0616A	<b>21-3/16</b>	5/8 Y 6 pt. Star	5/16	2-1/2	2.75/149	3/8	1-1/2	
(2) for 42" cut, star center hole, mulching, deep deck - 1997 & after; autodrive 1999 & after										
	<b>198-059</b>		21-3/16	5/8 Y 6 pt. star	5/16	2-1/2	2.75/149	3/8	1-1/2	
Double Bevel version of 98-059										
	<b>98-153</b>		21-3/16	5/8 Y 6 pt. Star	5/16	2-1/2	3.00/149	5/16	15/16	
(2) for 42" cut, star center hole, use in place of 98-059 for non mulching										
	<b>198-153</b>		21-3/16	5/8 Y 6 pt. star	5/16	2-1/2	3.00/149	5/16	1-1/4	
Double Bevel version of 98-153										
	<b>98-629</b>		21-3/16	5/8 Y 6 pt. Star	5/16	2-1/2	2.50/187	5/16	3/4	
GATOR® G3™										
	<b>598-629</b>		21-3/16	5/8 Y 6 pt. Star	5/16	2-1/2	3.00/164	5/16	1	
GATOR® G5™										
































		OEM No.	Length	Center	Outer	C to C	W / T	Off	Lift	Prod. Code
<b>BOLENS (ALSO SEE MTD)</b>										
	<b>91-620</b>		<b>16-1/2</b>	5/8			2.50/.203	0	1	
(3) for 48" cut										
	<b>91-621</b>		16-1/2	5/8			3.00/.203	0	1-1/2	
(3) for 48" cut, high lift										
	<b>92-145</b>		16-1/2	5/8			2.50/.203	0	1	
(2) for 32" cut, (3) for 48" cut										
	<b>96-308</b>		16-1/2	5/8			2.50/.203	0	1	
GATOR® G3™										
	<b>596-308</b>		16-1/2	5/8			3.00/.203	0	1	
GATOR® G5™										
	<b>396-735</b>	PL4205	16-1/2	5/8			3.00/.250	0	1	
GATOR® G6® (2) for 48" cut V series deck										
	<b>91-505</b>	PL7329	<b>17</b>	5/8			2.50/.250	0	1-1/8	
(3) for 50" cut, ZTR, high lift										
	<b>91-502</b>		17	5/8			2.50/.203	0	1-3/16	
(3) for 50" cut										
	<b>91-508</b>		17	5/8			2.50/.250	0	1-3/16	
(3) for 50" cut, new style with rolled air lift										
	<b>91-251</b>		17	5/8			2.50/.250	0	1-1/8	
(3) for 50" cut, high lift										
	<b>96-323</b>		17	5/8			2.50/.203	0	1	
GATOR® G3™										
	<b>596-323</b>		17	5/8			3.00/.203	0	1	
GATOR® G5™										
	<b>396-723</b>		17	5/8			3.00/.250	0	1	
GATOR® G6®										
	<b>91-064</b>	PL4206	<b>18</b>	5/8			2.50/.203	0	1	
(2) for 36" cut, (3) for 52" cut, high lift										
	<b>91-622</b>		18	5/8			2.50/.203	0	1	
(3) for 52" cut										
	<b>91-637</b>		18	5/8			2.50/.203	0	1	
(3) for 52" cut, (2) for 36" cut										




























GROUP CONTINUES























	<b>OREGON</b>	OEM No.	Length	Center	Outer	C to C	W / T	Off	Lift	Prod. Code
<b>BUNTON-GOODALL</b>										
GROUP  CONTINUES										
	<b>91-623</b>		18	5/8			3.00/.203	0	1-1/2	
(3) for 52" cut, (2) for 36" cut, high lift										
	<b>96-344</b>		18	5/8			2.50/.203	0	3/4	
GATOR® G3™										
	<b>496-726</b>		18	5/8			2.50/.250	0	1	
GATOR® G3™										 
	<b>596-344</b>		18	5/8			3.00/.203	0	1	
GATOR® G5™										   
	<b>396-726</b>		18	5/8			3.00/.250	0	1	
GATOR® G6®										    
	<b>91-506</b>	PL7441	<b>20-1/2</b>	5/8			2.50/.250	0	1-3/16	
(3) for 60" cut, ZTR, high lift										
	<b>92-037</b>		20-1/2	5/8			2.50/.203	0	1-1/16	
										
	<b>92-038</b>		20-1/2	5/8			2.50/.203	0	13/16	
3 for 60" cut										
	<b>92-736</b>		20-1/2	5/8			2.50/.203	0	1	
										
	<b>96-319</b>		20-1/2	5/8			2.50/.203	0	3/4	
GATOR® G3™										
	<b>596-319</b>		20-1/2	5/8			3.00/.203	0	1	
GATOR® G5™										   
	<b>396-740</b>		20-1/2	5/8			3.00/.250	0	1	
GATOR® G6®										    
	<b>91-069</b>	79-117 PC005 PL4207	<b>20-15/16</b>	5/8			2.50/.203	0	13/16	
(3) for 61" cut										
<b>BUSH HOG</b>										
	<b>92-135</b>	50056498	<b>18-1/8</b>	1/2			2.50/.203	0	1	
(2) for 36" cut, (3) for 52" cut, ES2052B2, ES2052H2, ES2052K2, HS1736B, HS1836B, HS2036K										
	<b>92-149</b> <b>NEW</b>	50056494	<b>19</b>	1/2			2.50/.250	0	1-1/4	
(3) for 54" & 55" cut, CZ2355, ZT18, ZT180, ZT22, ZT22-W, ZT220, ZT230, ZT25, ZT250, ZT30-D										























		OEM No.	Length	Center	Outer	C to C	W / T	Off	Lift	Prod. Code
<b>BUSH HOG</b>										
	<b>91-035</b>	88668	<b>21</b>	1/2			2.50/.250	1/4	1-1/4	
(3) for 60" cut, fits models ATH, FTH										
	<b>96-346</b>		21	1/2			2.50/.203	5/16	1	
GATOR® G3™										
	<b>596-346</b>		21	1/2			3.00/.203	5/16	1	
GATOR® G5™										
	<b>396-712</b>		21	1/2			3.00/.250	5/16	1	
GATOR® G6®										
	<b>91-071</b>	82324	<b>21</b>	1/2			2.25/.250	0	1	
(3) for 60" & 61" cut, CZ2561, ERM, FTH, RDTH, TH, M2260, M2360, M2560, M2560K, M2261 M2361, M2561, M2561K, PZ2761KH3, PZ3061KH3										
	<b>92-134</b>	50056493	21	1/2			2.50/.250	0	1-1/4	
(3) for 60" & 61" cut, CZ2561, ERM, FTH, RDTH, TH, M2260, M2360, M2560, M2560K, M2261 M2361, M2561, M2561K, PZ2761KH3, PZ3061KH3										
	<b>91-539</b>		21	1/2			2.50/.203	0	1	
(3) for 61" cut, mulching										
	<b>596-629</b>	50029159 50034299 95754	21	1/2			3.00/.203	0	1	
GATOR® G5™										
	<b>396-629</b>		21	1/2			3.00/.250	0	1	
GATOR® G6®										
	<b>91-034</b>	82325	<b>25</b>	1/2			2.25/.250	0	1	
(3) for 72" cut, fits models FTH, PX2873, PZ3073, RDTH, TH, ZT18, ZT180, ZT22, ZT22-W, ZT220, ZT220-W, ZT230, ZT25, ZT250, ZT30D										
	<b>92-164</b> <b>NEW</b>		25	1/2			2.50/.203	0	1	
(2) for 48", (3) for 72" cut, mulching, fits models ATH, FTH										
	<b>596-737</b>	50029160 50034300 50056495 95755	25	1/2			3.00/.203	0	1	
GATOR® G5™										
	<b>396-737</b>		25	1/2			3.00/.250	0	1	
GATOR® G6®										





























	<b>OREGON</b>	OEM No.	Length	Center	Outer	C to C	W/T	Off	Lift	Prod. Code
<b>BUSH HOG</b>										
	<b>91-036</b>	88773	<b>25</b>	1/2			2.50/.250	1/4	1-1/16	
(2) for 48", (3) for 72" cut, fits models ATH, FTH 										
	<b>91-544</b>		25	1/2			2.50/.250	5/16	3/4	
(2) for 48", (3) for 72" cut, low lift, fits models ATH, FTH										
	<b>91-533</b>		25	1/2			2.50/.250	5/16	1	
(2) for 48", (3) for 72" cut, high lift, fits models ATH, FTH										
	<b>396-778</b>		25	1/2			3.00/.250	5/16	1	
GATOR® G6®     										
	<b>91-489</b>	50033779	<b>29</b>	1/2	1/2	6-1/2	2.50/.312	11/16	1	
(3) for 84" cut, RDTH 84 										
<b>CARONI</b>										
	<b>91-140</b>	48007700	<b>16-7/8</b>	3/4			2.00/.250	5/8	1	
(3) for 48" cut, model TC480N										
	<b>96-603</b>		16-7/8	3/4			2.50/.203	11/16	3/4	
GATOR® G3™ 										
	<b>91-141</b>	59006200	<b>20-1/4</b>	3/4			2.00/.250	5/8	15/16	
(3) for 59" cut, model TC590N										
	<b>96-605</b>		20-1/4	3/4			2.50/.203	5/8	3/4	
GATOR® G3™ 										
	<b>596-605</b>		20-1/4	3/4			3.00/.203	5/8	1	
GATOR® G5™    										
	<b>91-142</b>	71001000	<b>24-1/8</b>	3/4			2.50/.250	3/4	1-1/8	
(3) for 71" cut, model TC710N										
	<b>396-707</b>		24-1/8	3/4			3.00/.250	3/4	1	
GATOR® G6®     										
<b>CASE</b>										
	<b>91-112</b>	C-12262 C-24442	<b>15-9/16</b>	1-1/4	3/8	2-5/8	2.50/.187	7/16	1-1/8	
(3) for 44" cut, left hand cut										

		OEM No.	Length	Center	Outer	C to C	W / T	Off	Lift	Prod. Code
<b>CRAFTSMAN (SEE SEARS) COUNTRY CLIPPER</b>										
	<b>92-150</b> <b>NEW</b>	H1715	<b>15</b>	1/2			2.50/.203	5/16	1-1/4	
(3) for 42" cut, high lift, JaZee I, JaZee										
	<b>91-125</b>	H1665	15	1/2			2.50/.203	5/16	3/4	
(3) for 42" cut, low lift, JaZee I, JaZee										
	<b>91-557</b>		15	1/2			2.50/.250	5/16	3/4	
(3) for 42" cut, JaZee I, JaZee										
	<b>91-536</b>		15	1/2			2.50/.250	5/16	1	
(3) for 42" cut, JaZee I, JaZee										
	<b>96-343</b>	H2013	15	1/2			2.50/.203	5/16	1	
GATOR® G3™ 										
	<b>91-123</b>	H1714	<b>16-15/16</b>	1/2			2.50/.203	5/16	1-5/16	
(3) for 48" cut, high lift, JaZee, JaZee II/Pro, Charger, Trek Hydro										
	<b>91-126</b>	H1666	16-15/16	1/2			2.50/.203	5/16	3/4	
(3) for 48" cut, low lift, JaZee, JaZee II/Pro, Charger, Trek Hydro										
	<b>99-617</b>	H2202	16-15/16	1/2			2.50/.203	5/16	3/4	
GATOR® G3™ 										
	<b>92-160</b> <b>NEW</b>	H-2653	<b>16-15/16</b>	5/8			2.50/.203	5/16	1-1/4	
(3) for 48" cut, high lift, Edge, Edge XLT, Wrangler										
	<b>92-161</b> <b>NEW</b>	H-2659	16-15/16	5/8			2.50/.203	5/16	3/4	
(3) for 48" cut, low lift, Edge, Edge XLT, Wrangler										
	<b>592-160</b> <b>NEW</b>	H-2665	16-15/16	5/8			3.00/.187	5/16	1	
GATOR® G5™    										
	<b>91-129</b>	H2246 H2499	<b>18-3/8</b>	1/2			2.50/.203	5/16	1-1/4	
(3) for 52" cut, (2) for 36" cut, JaZee, Charger, Boss, Trek Hydro										
	<b>92-137</b>	H-2654	<b>18-3/8</b>	5/8			2.50/.203	5/16	1-1/4	
(3) for 52" cut, high lift, Charger, JaZee, JaZee Pro, Wrangler, Edge, Edge XLT, Challenger 										
	<b>92-163</b> <b>NEW</b>	H-2660	18-3/8	5/8			2.50/.203	5/16	3/4	
(3) for 52" cut, low lift, Charger, JaZee, JaZee Pro, Wrangler, Edge, Edge XLT, Challenger										
	<b>592-137</b> <b>NEW</b>	H-2666	18-3/8	5/8			3.00/.187	5/16	1	
GATOR® G5™    										

		OEM No.	Length	Center	Outer	C to C	W/T	Off	Lift	Prod. Code
<b>COUNTRY CLIPPER</b>										
	<b>91-128</b>	H1708 H2500	<b>20-15/16</b>	1/2			2.50/.203	5/16	1-1/4	
(3) for 60" cut, high lift, JaZee Pro, Charger, & Boss										
	<b>91-127</b>	H1667	20-15/16	1/2			2.50/.203	5/16	3/4	
(3) for 60" cut, low lift, JaZee Pro, Charger, & Boss										
	<b>99-615</b>	H2122 H2203	20-15/16	1/2			2.50/.203	5/16	3/4	
GATOR® G3™										
	<b>92-138</b>	H2649 H-2655	<b>20-15/16</b>	5/8			2.50/.203	5/16	1-1/4	
(3) for 60" cut, (2) for 41" cut, high lift, 1215L, Boss, Charger, JaZee, JaZee Pro, Wrangler, Edge, Edge XLT, Defender, Challenger										
	<b>392-138</b> <b>NEW</b>	H-2667	20-15/16	5/8			3.00/.250	5/16	1	
GATOR® G6®										
	<b>91-544</b>	H2397	<b>25</b>	1/2			2.50/.250	5/16	3/4	
(3) for 72" cut, low lift, Boss										
	<b>396-778</b>	H2459 H2501	25	1/2			3.00/.250	5/16	1	
GATOR™ G6™										
	<b>92-162</b> <b>NEW</b>	H-2650 H-2656	<b>25</b>	5/8			2.50/.203	5/16	1-1/4	
(3) for 72" cut, high lift, Boss										
<b>CUB CADET</b>										
	<b>91-321</b>	477598-R3 490471-R1 759-3844	<b>11</b>	3/4			2.50/.203	0	5/8	
For 42" cut										
	<b>91-327</b>	742-3010 759-3818 942-3010	<b>14-7/8</b>	3/4			3.00/.203	5/16	1-1/4	
(1) 91-327 & (2) 91-330 for 46" cut, center blade on 46 deck										
	<b>98-083</b>	742-04016 759-04020 942-04016	14-7/8	3/4			2.50/.203	7/16	1-1/8	
(1) 98-083 & (2) 98-082 for 46" cut LT1046, center blade, round hole										
	<b>98-084</b>	742-04124 942-04124	<b>14-7/8</b>	5/8 Y 6 pt. Star	3/8	2-1/2	2.50/.203	7/16	1-1/8	
(1) 98-084 & (2) 98-085 for 46" cut LT1046 and i1046, center blade, star hole										
	<b>96-684</b>		14-7/8	5/8 Y 6 pt. Star	3/8	2-1/2	2.50/.203	7/16	3/4	
GATOR® G3™										

		OEM No.	Length	Center	Outer	C to C	W / T	Off	Lift	Prod. Code
<b>CUB CADET</b>										
 (3) for 44" cut	<b>91-414</b>	742-03002-0637 742-3002 759-3812 942-3002 IH-59704-C1	<b>15-1/8</b>	3/4			2.50/.203	1/2	11/16	
 GATOR® G3™	<b>90-657</b>		15-1/8	3/4			2.50/.203	7/16	3/4	
 (3) for 44" cut, Z Force Deck	<b>98-080</b>	02005020 1008616	<b>15-15/16</b>	3/4			3.00/.203	7/16	1-5/16	
 GATOR® G5™	<b>596-379</b>		15-15/16	3/4			3.00/.203	7/16	1	
 (3) for 44" cut, Z Force Deck	<b>91-073</b>	742-3036 759-3929 759-3939 942-3036	<b>16</b>	3/4	5/16	2-1/2	2.50/.203	9/16	1-1/8	
 GATOR® G5™	<b>596-373</b>		16	3/4	5/16	2-1/2	3.00/.187	1/2	1	
 (2) 91-330 & (1) 91-327 for 46" cut, (2) for 32" cut, outside blade for 46" deck	<b>91-330</b>	742-3011 759-3819 942-3011	<b>16-1/4</b>	3/4			3.00/.203	5/16	1-3/8	
 (1) 98-083 & (2) 98-082 for 46" cut LT1046, center blade, round hole	<b>98-082</b>	742-04015 759-04019 942-04015	<b>16-1/4</b>	3/4			2.50/.203	7/16	1-1/8	
 (1) 98-084 & (2) 98-085 for 46" cut LT1046 and i1046, center blade, star hole	<b>98-085</b>	742-04125 942-04125	<b>16-1/4</b>	5/8 Y 6 pt. Star	3/8	2-1/2	2.50/.203	7/16	1-1/8	
 GATOR® G3™	<b>96-685</b>		16-1/4	5/8 Y 6 pt. Star	3/8	2-1/2	2.50/.203	7/16	3/4	
 (3) for 48" cut, Z Force deck, high lift	<b>98-081</b>	1004772	<b>16-1/2</b>	3/4			3.00/.203	7/16	1-3/8	
 GATOR® G3™	<b>96-381</b>		16-1/2	3/4			3.00/.203	7/16	3/4	
 (3) for 48" cut, high lift	<b>91-056</b>	742-3025 759-3826 942-3025	<b>16-1/2</b>	3/4	5/16	2-1/2	2.50/.203	1/2	1-5/16	
 (3) for 48" cut, low lift	<b>91-333</b>	742-3019 759-3825 942-3019	16-1/2	3/4	5/16	2-1/2	2.50/.203	1/2	15/16	

GROUP  CONTINUES

	OREGON	OEM No.	Length	Center	Outer	C to C	W / T	Off	Lift	Prod. Code
<b>CUB CADET</b>			<b>GROUP  CONTINUES</b>							
	<b>90-697</b>		16-1/2	3/4	5/16	2-1/2	2.50/.203	1/2	3/4	
GATOR® G3™										
	<b>596-330</b>		16-1/2	3/4	5/16	2-1/2	3.00/.187	1/2	1	
GATOR® G5™										
	<b>92-139</b>	1005336P 2005017 742-04417 942-04417	<b>17</b>	3/4			3.00/.203	7/16	1-5/16	
(3) for 48" cut, Tank LZ, Tank SZ, Z-Force, Z-Force S										
	<b>392-139</b> <b>NEW</b>		17	3/4			3.00/.250	7/16	1	
GATOR® G6®										
	<b>91-415</b>	742-3003 759-3813 759-3837	<b>17-3/16</b>	3/4			2.50/.203	1/2	11/16	
(3) for 50" cut										
	<b>90-656</b>		17-3/16	3/4			2.50/.203	7/16	3/4	
GATOR® G3™										
	<b>98-086</b>	742-04053 742-04053A 742-04053B 742-04053C 942-04053 942-04053A 942-04053C	<b>17-7/8</b>	5/8 Y 6 pt. Star			2.50/.149	1	1-1/8	
(3) for 50" cut, Z Force deck, LT1050										
	<b>198-086</b>		17-7/8	5/8 Y 6 pt. star			2.50/.149	7/8	3/4	
Double Bevel version of 98-086										
	<b>91-938</b>	942-04053C-X	17-7/8	5/8 Y 6 pt. Star			2.50/.187	1	3/4	
GATOR® G3™										
	<b>591-938</b>		17-7/8	5/8 Y 6 pt. Star			3.00/.164	1	1	
GATOR® G5™										
	<b>98-087</b>	742-04068 742-04068A 759-04047 942-04068	<b>17-7/8</b>	3/4			2.50/.149	1	1-1/8	
(3) for 50" cut, LT1024, LT1050										
	<b>96-387</b>		17-7/8	3/4			2.50/.187	1	3/4	
GATOR® G3™										
	<b>596-387</b>		17-7/8	3/4			3.00/.164	1	1	
GATOR® G5™										
	<b>92-015</b>	01010168 01010168-0637 01010168-X OCC-01010168	<b>17-7/8</b>	3/4			2.50/.203	0	1	
(3) for 50" cut, M50-KHS, Z Force										
	<b>592-015</b>		17-7/8	3/4			3.00/.164	0	1	
GATOR® G5™										

		OEM No.	Length	Center	Outer	C to C	W / T	Off	Lift	Prod. Code
<b>CUB CADET</b>										
	<b>98-094</b>	742-04154 942-04154 742-04154A 942-04154A OCC-742-04154	<b>17-7/8</b>	bow-tie			2.50/149	1	1-1/8	
(2) for 33" wide area mowers, CC760, CC760ES										
	<b>98-671</b>		17-7/8	bow-tie	5/16	2-1/2	2.50/149	1	3/4	
GATOR® G3™										
	<b>98-072</b>	742-0677	<b>18-1/2</b>	5/8 Y 6 pt. Star	5/16	2-1/2	3.00/203	1/2	1-1/4	
(3) for 54" cut, 2002 and newer										
	<b>98-672</b>		18-1/2	5/8 Y 6 pt. Star	5/16	2-1/2	2.50/203	1/2	3/4	
GATOR® G3™										
	<b>598-672</b>		18-1/2	5/8 Y 6 pt. Star	5/16	2-1/2	3.00/203	1/2	1	
GATOR® G5™										
	<b>398-672</b> <b>NEW</b>		18-1/2	5/8 Y 6 pt. Star	5/16	2-1/2	3.00/250	1/2	1	
GATOR® G6®										
	<b>91-440</b>	490-110-C121 742-3013 742-3013-0637 759-3820 OCC-742-3013	<b>18-1/2</b>	3/4			3.00/203	1/2	1-1/4	
(3) for 54" cut, high lift										
	<b>96-333</b>	759-3857	18-1/2	3/4			2.50/203	1/2	3/4	
GATOR® G3™										
	<b>596-333</b>		18-1/2	3/4			3.00/203	1/2	1	
GATOR® G5™										
	<b>92-140</b>	742-0739 942-0739 OCC-742-0739	<b>19</b>	bow-tie	5/16	2-1/2	2.25/134	1/4	1-1/8	
19" cut, mulching, CC189, CC500, CC550ES, CC550SP										
	<b>98-091</b>	1005337 2005018	<b>19</b>	3/4			3.00/203	7/16	1-5/16	
(3) for 54" cut, Tank, M54										
	<b>96-351</b>		19	3/4			3.00/203	9/16	1	
GATOR® G3™										
	<b>596-351</b>		19	3/4			3.00/203	5/8	1	
GATOR® G5™										
	<b>91-329</b>	742-3009 759-3817	<b>19-3/8</b>	3/4			3.00/203	5/16	7/8	
(2) for 38" cut, 2130, 2135										
	<b>91-328</b>	742-3008 759-3816	19-3/8	3/4			3.00/203	5/16	1-5/16	
(2) for 38" cut, high lift, 2130, 2135										












GROUP CONTINUES

		OEM No.	Length	Center	Outer	C to C	W / T	Off	Lift	Prod. Code
<b>CUB CADET</b>										
GROUP  CONTINUES										
	<b>91-057</b>	742-0321 742-0322 742-0323 742-3032 759-3829	19-3/8	3/4	5/16	2-1/2	2.75/187	5/16	1-1/2	
(2) for 38" cut, mulching, 1515, 1525, 213, 2130, 2135, 2146, LT2138										
	<b>96-697</b>		19-3/8	3/4			3.00/.203	5/16	3/4	
GATOR® G3™										
	<b>596-697</b>		19-3/8	3/4			3.00/.203	5/16	1	
GATOR® G5™										
	<b>91-144</b>	01004719 1004719 1004719-0637	<b>20-1/2</b>	3/4			3.00/.203	1/2	1-5/16	
(3) for a 60" cut, 3660 and Z Force, some Tanks										
	<b>96-677</b>		20-1/2	3/4			3.00/.203	1/2	1	
GATOR® G3™										
	<b>98-002</b>		<b>20-15/16</b>	13/16	3/8	2-1/2	2.25/134	1/4	13/16	
21" cut, 312R, 313R, 315R, 488, 828, 848, 100, 400, 500, 800 1993 & after, walk behinds										
	<b>98-007</b>	742-0536 742-0563 742-0721 942-0721	20-15/16	13/16	3/8	2-1/2	2.25/134	5/16	15/16	
21" cut, mulching blade for models 312R, 313R, 315R, 488, 828, 848, 100, 400, 500, 800 1993 & after, walk behinds										
	<b>98-102</b> <b>NEW</b>		20-15/16	13/16	3/8	2-1/2	2.50/134	5/16	3/4	
GATOR® G3™										
	<b>98-098</b>	OEM-742-0641	<b>21</b>	bow-tie	5/16	2-1/2	2.25/134	1/4	13/16	
21" cut, 5521, CC439, CC46ES, CC46M, CC46MX, CC469, CC94M, CC94M, CC949, CC997ES, CC997ES, CC98, CC98H, CC98K, CC98M, CC989, CC997ES, CC999ES, PR521, SC500, S621, S621S, SC500E, SC500HW, SC500Z, SC621, SC621E, SRC621, SR621, SRE621										
	<b>98-049</b>	742-04276 742-04380 742-0741 742-0741A 742-0741A-X 742-0741-X 942-04380 942-04380-0684 942-0741 942-0741A 942-0741A-X 942-0741-X	21	bow-tie	5/16	2-1/2	2.25/134	1/4	15/16	
21" cut, mulching, 5521, CC439, CC46ES, CC46M, CC46MX, CC469, CC94M, CC94M, CC949, CC997ES, CC997ES, CC98, CC98H, CC98K, CC98M, CC989, CC997ES, CC999ES, PR521, SC500, S621, S621S, SC500E, SC500HW, SC500Z, SC621, SC621E, SRC621, SR621, SRE621										
	<b>198-049</b>		21	11/16 h 15/16 w	5/16	2-1/2	2.25/120	5/16	15/16	
Double Bevel version of 98-049										
GROUP  CONTINUES										










































		OEM No.	Length	Center	Outer	C to C	W / T	Off	Lift	Prod. Code
<b>CUB CADET</b>										
GROUP  CONTINUES										
	<b>98-631</b>		21	bow-tie	5/16	2-1/2	2.50/187	5/16	3/4	
GATOR® G3™										
	<b>598-631</b> <b>NEW</b>		21	bow-tie	5/16	2-1/2	3.00/149	5/16	1	
GATOR® G5™										
	<b>91-442</b>	759-3411 759-3839 IH-83614-C1	<b>21</b>	1/2			2.00/250	7/16	1-1/8	
(3) for 60" cut, 325, 374										
	<b>98-071</b>	02005019 1005338 2005019	<b>21</b>	3/4			3.00/203	1/2	1-5/16	
(2) for 60" cut, Tank and RECON										
	<b>96-300</b>		21	3/4			3.00/203	1/2	1	
GATOR® G3™										
	<b>596-300</b>		21	3/4			3.00/203	1/2	1	
GATOR® G5™										
	<b>98-088</b>		<b>21-1/8</b>	5/8 Y 6 pt. Star			3.00/164	3/8	1-5/16	
(2) for 42" cut										
	<b>98-090</b>	742-04126 942-04126 OCC-742-04126	21-1/8	5/8 Y 6 pt. Star	5/16	2-1/2	2.75/187	1/4	1-3/8	
(2) for 42" cut, LT1042, LT1040, RZT42										
	<b>96-390</b>	942-04312-X 942-04126-X	21-1/8	5/8 Y 6 pt. Star			2.75/187	1/4	1	
GATOR® G3™										
	<b>91-058</b>	742-04101 742-3033 759-04081 759-3830 942-04101 942-3033	<b>21-1/8</b>	3/4	5/16	2-1/2	2.75/187	1/4	1-3/8	
(2) for 42" cut, mulching, LT1042										
	<b>91-635</b>		21-1/8	3/4	5/16	2-1/2	2.50/187	1/4	3/4	
GATOR® G3™										
	<b>591-635</b>		21-1/8	3/4	5/16	2-1/2	3.00/164	5/16	1	
GATOR® G5™										
	<b>98-059</b>	742-04312 942-04312 GW-7420616 OCC-742-04312	<b>21-3/16</b>	5/8 Y 6 pt. Star	5/16	2-1/2	2.75/149	3/8	1-1/2	
(2) for 42" cut, mulcher, LTX1040, LTX1042, LTX1042KW, LTX1042KH, LTX1045, RZT42, RZT-S42, RZT-L42										

GROUP CONTINUES

















































	OREGON	OEM No.	Length	Center	Outer	C to C	W / T	Off	Lift	Prod. Code
<b>CUB CADET</b>										
GROUP  CONTINUES										
	<b>98-093</b>	490-110-C119 742-04308 742-04312 742-0656 942-04308	21-3/16	5/8 Y 6 pt. Star	5/16	2-1/2	2.75/149	3/8	7/8	
(2) for 42" cut, high lift, LTX1040, LTX1042, LTX1042KW, LTX1042KH, LTX1045, RZT42, RZT-S42, RZT-L42										942-04312 942-0656 OCC-742-04312
	<b>98-153</b>	742-04087 742-0616 742-0616A 942-04087 942-0616 942-0616A GW-7420616 OCC-742-0616.490-110-C122 OEM-742-0616	21-3/16	5/8 Y 6 pt. Star	5/16	2-1/2	3.00/149	5/16	15/16	
(2) for 42" cut, LTX1040, LTX1042, LTX1042KW, LTX1042KH, LTX1045, RTZ17, RZT42, RZT-S42, RZT-L42										
	<b>98-629</b>	742-04360 942-04308-X 942-04312-X 942-04360 942-04360-0684 942-04410 942-04410-0684 942-0616-X	21-3/16	5/8 Y 6 pt. Star	5/16	2-1/2	2.50/187	5/16	3/4	
GATOR™ G3™										
	<b>598-629</b>		21-3/16	5/8 Y 6 pt. Star	5/16	2-1/2	3.00/164	5/16	1	
GATOR™ G5™										
	<b>91-332</b>	742-3018 759-3824 942-3018	<b>21-1/4</b>	3/4	5/16	2-1/2	3.00/203	3/8	15/16	
(2) for 42" cut, lawn tractors										
	<b>96-350</b>		21-1/4	3/4	5/16	2-1/2	2.50/203	3/8	1	
GATOR® G3™										
	<b>98-096</b>	490-110-C131 742-04244 942-04244 942-04244A OCC-742-04244	<b>23-1/4</b>	5/8 Y 6 pt. Star			3.75/149	1/4	1-3/8	
(2) for 46" cut, LTX1045, LTX1046, LTX1046VT										
	<b>96-401</b>	742-04244A 942-04244-X 942-04290	23-1/4	5/8 Y 6 pt. Star			3.00/149	1/4	1	
GATOR® G3™										
	<b>596-401</b> <b>NEW</b>		23-1/4	5/8 Y 6 pt. Star			3.00/149	5/16	1	
GATOR® G5™										
	<b>396-815</b> <b>NEW</b>	01007522 742-04418 742-04418-0637	<b>25</b>	3/4			3.00/250	0	1	
GATOR® G6® (3) for 72" cut, Tank										

**DIXIE CHOPPER**

	<b>91-501</b>	30227-42 63227 93227H	<b>14-1/2</b>	5/8			2.50/203	0	1-1/16	
(3) for 42" cut										
	<b>396-714</b>		14-1/2	5/8			3.00/250	0	1	
GATOR® G6®										

		OEM No.	Length	Center	Outer	C to C	W / T	Off	Lift	Prod. Code
<b>DIXIE CHOPPER</b>										
	<b>92-142</b>	300632	<b>15-1/8</b>	1/2			2.50/.203	0	1	
(3) for 42" cut, Zee1										
	<b>91-502</b>	30227-50	<b>17</b>	5/8			2.50/.203	0	1-3/16	
(3) for 50" cut										
	<b>91-505</b>	30227-50V	17	5/8			2.50/.250	0	1-1/8	
(3) for 50" cut, high lift										
	<b>91-508</b>	30227-50H	17	5/8			2.50/.250	0	1-3/16	
(3) for 50" cut, new style with rolled air lift										
	<b>91-525</b>	30227-50X	17	5/8			2.50/.250	5/16	1-3/16	
(3) for 44" cut, Iron Eagle, Silver Eagle, for 50" Classic X-style blade										
	<b>96-323</b>		17	5/8			2.50/.203	0	1	
GATOR® G3™										
	<b>596-323</b>		17	5/8			3.00/.203	0	1	
GATOR® G5™										   
	<b>396-723</b>		17	5/8			3.00/.250	0	1	
GATOR® G6®										    
	<b>92-141</b>	300819	<b>17-1/4</b>	1/2			2.50/.203	0	1	
(3) for 48" cut, Zee1										
	<b>91-503</b>	30227-60	<b>20-1/2</b>	5/8			2.50/.203	0	1-3/16	
(3) for 60" cut										
	<b>91-506</b>	30227-60V	20-1/2	5/8			2.50/.250	0	1-3/16	
(3) for 60" cut, high lift										
	<b>91-509</b>	30227-60H	20-1/2	5/8			2.50/.250	0	1-1/8	
(3) for 60" cut, new style with rolled air lift										
	<b>91-527</b>	30227-60X	20-1/2	5/8			2.50/.250	5/16	1-3/16	
(3) FOR 60" CLASSIC X Style blade										
	<b>90-109</b>	A30227-60N	20-1/2	5/8			3.00/.250	0	1-3/16	
(3) for 60" cut										
	<b>96-319</b>		20-1/2	5/8			2.50/.203	0	3/4	
GATOR® G3™										

GROUP  CONTINUES

	<b>OREGON</b>	OEM No.	Length	Center	Outer	C to C	W/T	Off	Lift	Prod. Code
<b>DIXIE CHOPPER</b>										
GROUP  CONTINUES										
	<b>596-319</b>		20-1/2	5/8			3.00/.203	0	1	
GATOR® G5™								   		
	<b>396-740</b>		20-1/2	5/8			3.00/.250	0	1	
GATOR® G6®								    		
	<b>91-528</b>	30227-66X	<b>23-5/16</b>	5/8			2.50/.250	5/16	1-3/16	
(3) for 66" cut, all models										
	<b>396-524</b>		23-5/16	5/8			3.00/.250	0	1	
GATOR® G6®								    		
	<b>91-507</b>	30227-72H	<b>24</b>	5/8			2.50/.250	0	1-1/8	
(3) for 72" cut, high lift, all models										
	<b>91-515</b>	30227-72N	24	5/8			3.00/.250	0	1-1/8	
(3) for 72" cut, all models										
	<b>96-752</b>		24	5/8			2.50/.250	0	1	
GATOR® G3™										
	<b>596-752</b>		24	5/8			3.00/.203	0	1	
GATOR® G5™								   		
	<b>396-752</b>		24	5/8			3.00/.250	0	1	
GATOR® G6®								    		
	<b>91-526</b>	30227-74X	<b>26</b>	5/8			2.50/.250	5/16	1-3/16	
(3) FOR 74" XCALIBER X Style blade										
	<b>391-526</b>		26	5/8			3.00/.250	5/16	1	
GATOR® G6®	<b>NEW</b>							    		
<b>DIXON</b>										
	<b>91-500</b>	6092	<b>14-3/8</b>	11/16			2.00/.203	0	13/16	
(3) for 42" cut, 1, 2, 3, 421, 422, 423, 424, 426										
	<b>91-167</b>	13920 13938 539119853 539126275 539129683 539129700 8600 8659 8688	14-1/2	11/16			2.50/.187	0	1-1/4	
(3) for 42" cut, high lift										
	<b>96-303</b>		14-1/2	11/16			2.50/.203	0	1	
GATOR® G3™										
GROUP  CONTINUES										

		OEM No.	Length	Center	Outer	C to C	W / T	Off	Lift	Prod. Code
<b>DIXON</b>										
GROUP  CONTINUES										
	<b>596-303</b>		14-1/2	11/16			3.00/.203	0	1	
GATOR® G5™										
	<b>396-733</b>		14-1/2	11/16			3.00/.250	0	1	
GATOR® G6°										
	<b>491-530</b>	13918	<b>14-15/16</b>	11/16			2.50/.203	0	1-1/4	
(3) for 44" cut, high lift, Ram										
	<b>496-399</b>	13947	14-15/16	11/16			2.50/.203	0	3/4	
GATOR® G3™										
(3) for 44" cut, Ram										
	<b>95-087</b>	575296401	<b>16-1/4</b>	5 pt. Star			2.50/.203	0	1	
(3) for 48" cut, Ram 48										
	<b>595-087</b>		16-1/4	5 pt. Star			3.00/.164	0	1	
GATOR® G5™										
	<b>91-165</b>	9265	<b>17</b>	5/8			2.50/.187	0	1-1/4	
(3) for 50" cut, high lift, models 502 & 503										
	<b>96-323</b>		17	5/8			2.50/.203	0	1	
GATOR® G3™										
	<b>596-323</b>		17	5/8			3.00/.203	0	1	
GATOR® G5™										
	<b>396-723</b>		17	5/8			3.00/.250	0	1	
GATOR® G6°										
	<b>91-146</b>	13948 539113948 539117174 539119863 9444	<b>17</b>	11/16			2.50/.187	0	1-1/4	
(3) for 50" cut, high lift, 1950, 2300, 4515B, 4516K, 4518K, Grizzly, Kodiak, Ram, ZTR(1001, 4423, 4425, 4426, 4515B, 4516K, 4518K, 5004, 5005, 5017, 5020, 5022, 5023, 5024, 5502)										
	<b>90-669</b>	9403 9433	17	11/16			2.50/.203	0	3/4	
GATOR® G3™										
	<b>590-669</b>		17	11/16			3.00/.203	0	1	
GATOR® G5™										
	<b>95-085</b>	10782 10881 10947 510417801	<b>18</b>	5 pt. Star			2.50/.203	0	1	
(3) for 50" cut, Kodiak, Ram, Ultra										
























		OEM No.	Length	Center	Outer	C to C	W / T	Off	Lift	Prod. Code
<b>DIXON</b>										
	<b>91-713</b>		<b>18-1/2</b>	3/4	3/8	2-9/16	2.00/187	0	3/4	
Low Lift version of 91-714										
	<b>91-714</b>	1352 539115245	18-1/2	3/4	3/8	2-9/16	2.50/164	0	1-5/16	
(1) LH side for 36" cut, model 361 with catcher										
	<b>96-339</b>		18-1/2	3/4	3/8	2-9/16	2.50/203	0	3/4	
GATOR® G3™										
	<b>91-143</b>	1324 1893	<b>18-1/2</b>	11/16			2.50/187	0	3/4	
(2) for 36" cut										
	<b>91-253</b>	12441 18931 9383	<b>20-1/2</b>	5/8			2.50/250	0	1-1/8	
(3) for 60" cut, high lift, model 8025										
	<b>96-319</b>		20-1/2	5/8			2.50/203	0	3/4	
GATOR® G3™										
	<b>596-319</b>		20-1/2	5/8			3.00/203	0	1	
GATOR® G5™										
	<b>396-740</b>		20-1/2	5/8			3.00/250	0	1	
GATOR® G6®										
	<b>91-128</b>	H1708	<b>20-15/16</b>	1/2			2.50/203	5/16	1-1/4	
(3) for 60" cut, high lift										
	<b>91-127</b>	H1667	20-15/16	1/2			2.50/203	5/16	3/4	
(3) for 60" cut, low lift										
	<b>99-615</b>		20-15/16	1/2			2.50/203	5/16	3/4	
GATOR® G3™										
	<b>95-048</b>	13926	<b>21</b>	5 pt. Star			2.25/187	0	1	
(2) for 42" cut, high lift										
	<b>195-048</b>		21	5 pt. star	5/16	3-1/8	2.25/187	0	3/4	
Double Bevel version of 95-048										
	<b>596-900</b>		21	5 pt. Star			3.00/164	0	1	
GATOR® G5™										
	<b>95-078</b>	539105711	<b>21</b>	5/8			2.50/250	0	1	
(3) for 60" cut, DX260, Grizzly SE6029FX										
	<b>96-347</b>	522829301 522936601 539109755 574481301	21	5/8			2.50/203	0	3/4	
GATOR® G3™										

GROUP CONTINUES

		OEM No.	Length	Center	Outer	C to C	W / T	Off	Lift	Prod. Code
<b>DIXON</b>										
GROUP  CONTINUES										
	<b>96-360</b>		21	5/8			2.50/.203	0	3/4	
GATOR® G3™										
	<b>596-347</b>		21	5/8			3.00/.203	0	1	
GATOR® G5™										
	<b>396-727</b>		21	5/8			3.00/.250	0	1	
GATOR® G5™										
	<b>96-631</b>		<b>29-15/16</b>	11/16			2.75/.203	9/16	3/4	
GATOR® G3™										
<b>DYNAMARK</b>										
	<b>96-013</b>	309571 309573 317071 327557	<b>16-1/16</b>	3/8			4.00/.134	0	1-1/4	
(3) for 46" cut, high lift										
	<b>96-120</b>	306932 58190	<b>19-11/16</b>	3/8			4.00/.134	0	1-3/8	
(2) for 39" cut, super high lift										
	<b>96-005</b>	309069 57299 76860	19-11/16	3/8			2.00/.134	1/8	1/2	
(2) for 39" cut, low lift										
	<b>96-011</b>	303065	<b>20-5/16</b>	3/8			4.00/.134	0	1-3/16	
(2) for 40" cut, high lift										
	<b>96-012</b>	13954 313954 316608	<b>21-9/16</b>	3/8			4.00/.134	0	1-5/16	
(2) for 42" cut, high lift										
	<b>96-023</b>	325762 330278	21-9/16	3/8			2.00/.187	0	1	
(2) for 43" cut, mulching, 3 in 1 blade										
<b>DYNAMOW</b>										
	<b>96-724</b>		<b>24-3/4</b>	1/2			2.50/.250	1/2	1	
GATOR® G3™ (3) for 72" cut										

		OEM No.	Length	Center	Outer	C to C	W / T	Off	Lift	Prod. Code
<b>ENCORE</b>										
	<b>91-265</b>	423029	<b>14-1/4</b>	5/8			2.50/.203	0	1	
(3) for 42" cut										
	<b>96-324</b>		14-1/4	5/8			2.50/.203	0	1	
GATOR® G3™										
	<b>91-266</b>	483035	<b>16-3/8</b>	5/8			2.50/.203	0	1	
(3) for 48" cut, Xtreme										
	<b>96-328</b>		16-3/8	5/8			2.50/.203	0	1	
GATOR® G3™										
	<b>91-622</b>	363291 481707 482462	<b>18</b>	5/8			2.50/.203	0	1	
(3) for 52" cut										
	<b>96-344</b>		18	5/8			2.50/.203	0	3/4	
GATOR® G3™										
	<b>596-344</b>		18	5/8			3.00/.203	0	1	
GATOR® G5™										
	<b>396-726</b>		18	5/8			3.00/.250	0	1	
GATOR® G6®										
	<b>91-039</b>	823004	<b>18</b>	5/8			2.50/.203	1/2	1	
(3) for 52" cut										
	<b>91-259</b>	603035 604035	<b>20-1/4</b>	5/8			2.50/.203	0	1	
(3) for 60" cut, all models										
	<b>591-259</b>		20-1/4	5/8			3.00/.164	0	1	
GATOR® G5™										
	<b>91-135</b>	823006	<b>21</b>	5/8			2.50/.203	1/2	1	
(3) for 61" cut, high lift, Prowler										
	<b>596-702</b>		21	5/8			3.00/.203	1/2	1	
GATOR® G5™										
	<b>396-702</b>		21	5/8			3.00/.250	1/2	1	
GATOR® G6®										
<b>EVERIDE</b>										
	<b>92-054</b>	191107	<b>16-1/2</b>	9/16			2.50/.203	0	1	
(3) for 48" cut										
	<b>92-611</b>		16-1/2	9/16			2.50/.203	0	3/4	
GATOR® G3™										



		OEM No.	Length	Center	Outer	C to C	W / T	Off	Lift	Prod. Code
<b>EVERIDE</b>										
	<b>92-612</b>		<b>18</b>	9/16			2.50/.203	0	3/4	
GATOR® G3™, (3) for 52" cut										
	<b>92-607</b>		<b>19</b>	9/16			2.50/.203	0	3/4	
GATOR® G3™										
	<b>91-482</b>	181026	<b>21</b>	9/16			2.50/.203	0	1	
(3) for 60" cut										
	<b>592-608</b>		21	9/16			3.00/.203	0	1	
GATOR® G5™										
<b>EXMARK</b>										
	<b>91-369</b>	103-2529 653101 1-653101 103-2529-S	<b>15-1/4</b>	5/8			2.50/.203	0	1	
(3) for 44" cut, Laser HP, & CT										
	<b>91-373</b>	103-2519 103-2519-S 1-653102 653102	15-1/4	5/8			2.50/.203	0	1	
(3) for 44" cut, mulching, Laser HP, & CT										
	<b>96-327</b>	103-1579-S 103-1579 1-653178 1-653179 103-2509 103-2509-S	15-1/4	5/8			2.50/.203	0	1	
GATOR® G3™										
	<b>596-327</b>		15-1/4	5/8			3.00/.203	0	1	
GATOR® G5™										
	<b>594-601</b> <b>NEW</b>	116-6358 116-6358-03 116-6358-S	<b>15-3/8</b>	5/8	5/16	1-1/4	3.00/.134	5/16	1	
GATOR® G5™, (2) for 30" cut, ECKA30 walk behind										
	<b>91-313</b>	323515 103-6583 103-6583-S 1-323515	<b>16-1/4</b>	5/8			2.50/.203	0	1	
(3) for 48" cut, (2) for 32" cut Turf Tracer, HP Metro and Viking										
	<b>91-180</b>		16-1/4	5/8			2.50/.187	0	1	
(3) for 48" cut										
	<b>91-183</b>		16-1/4	5/8			2.50/.250	0	1	
(3) for 48" cut, heavy duty										
	<b>99-127</b>	103-1577-S 103-1577 413438 1-413438	16-1/4	5/8			2.50/.203	0	1-1/16	
(3) for 48" cut, (2) for 32" cut										

GROUP  CONTINUES

		OEM No.	Length	Center	Outer	C to C	W / T	Off	Lift	Prod. Code
<b>EXMARK</b>										
GROUP  CONTINUES										
	<b>91-368</b>	103-2517 103-6581 103-6581-S 1-403086 403148	16-1/4	5/8			2.50/.203	0	1	
(3) for 48" cut, mulching										
	<b>91-194</b>	403086	16-1/4	5/8			2.50/.164	0	1	
(3) for 48" cut, mulching										
	<b>96-310</b>	103-6336 103-6336-S 116-5178 116-5178-S 103-6738-S 103-6738 1-403149 403149	16-1/4	5/8			2.50/.203	0	3/4	
GATOR® G3™										
	<b>596-310</b>		16-1/4	5/8			3.00/.203	0	1	
GATOR® G5™										
	<b>396-716</b>		16-1/4	5/8			3.00/.250	0	1	
GATOR® G6®										
	<b>92-026</b>	103-6391 103-6391-S	<b>16-1/4</b>	15/16			2.50/.203	0	1	
(3) for 48" cut, mulching										
	<b>92-029</b>	103-6401 103-6401-S	16-1/4	15/16			2.50/.203	0	1	
(3) for 48" cut										
	<b>96-321</b>	103-6396 103-6396-S 116-5177 116-5177-S	16-1/4	15/16			2.50/.203	0	1	
GATOR® G3™ (3) for 48" cut, high lift, Metro HP, Turf Tracer										
	<b>596-321</b>		16-1/4	15/16			3.00/.203	0	1	
GATOR® G5™										
	<b>396-321</b> <b>NEW</b>		16-1/4	15/16			3.00/.250	0	1	
GATOR® G6®										
	<b>492-061</b>	103-8370	<b>16-1/4</b>	15/16			3.00/.203	3/8	1-1/16	
(3) for Triton 46" deck										
	<b>492-726</b>		16-1/4	15/16			3.00/.203	3/8	1-1/16	
(3) for 46" cut, Triton										
	<b>492-734</b>	103-8251 109-6460	16-1/4	15/16			3.00/.203	3/8	1-1/16	
(3) for 46" cut, Triton										
GROUP  CONTINUES										

		OEM No.	Length	Center	Outer	C to C	W / T	Off	Lift	Prod. Code
<b>EXMARK</b>		GROUP  CONTINUES								
	<b>96-804</b>	103-8288 103-8288-S 103-9390 103-9390-S 103-9614-S 116-5496-S	16-1/4	15/16			3.00/.203	3/8	3/4	
GATOR® G3™										
	<b>392-205</b>		16-1/4	15/16			3.00/.250	3/8	1	
GATOR® G6®										
	<b>492-731</b>	103-9601-S 103-9605 103-9605-S 109-6461-S	<b>17-1/2</b>	15/16			3.00/.203	3/8	1-1/16	
(3) for 50" cut, high lift, Triton										
	<b>392-206</b>		17-1/2	15/16			3.00/.250	3/8	1	
GATOR® G6®										
	<b>91-170</b>	603637 1-603637 103-3229	<b>18</b>	1/2			2.50/.203	0	1	
(3) for 52" cut, Turf Tracer										
	<b>96-326</b>		18	1/2			2.50/.203	0	1	
GATOR® G3™										
	<b>92-021</b>	103-1578 103-1578-S 1-303527	<b>18</b>	5/8			2.50/.203	0	1	
(3) for 52" cut, Bahia Mowers										
	<b>91-181</b>	103-2508 303146 633485	18	5/8			2.50/.187	0	1	
(2) for 36" cut, (3) for 52" cut, Laser Z, Metro, Turf Ranger, Turf Tracer, Viking										
	<b>93-006</b>		18	5/8	1/4	1-5/8	2.50/.250	0	1-3/16	
(2) for 36" cut										
	<b>91-184</b>		18	5/8			2.50/.250	0	1	
(2) for 36" cut, (3) for 52" cut, heavy duty										
	<b>91-312</b>	103-2528 633482 1-633482 1-303283 303283 103-6584 103-6584-S 103-6584-B 303146 1-303146 103-6584-M	18	5/8			2.50/.203	0	1	
(3) for 52" cut for Turf Tracer, Turf Ranger & Lazer Z										
	<b>91-256</b>	303527	18	5/8			2.50/.203	0	1	
(2) for 36" cut, (3) for 52" cut										


































GROUP CONTINUES

		OEM No.	Length	Center	Outer	C to C	W / T	Off	Lift	Prod. Code
<b>EXMARK</b>			<b>GROUP</b>	<b>CONTINUES</b>						
	<b>91-218</b>	103-6582 103-6582-B 103-6582-M 103-6582-S 1-303495	18	5/8			2.50/164	0	1	
(2) for 36" cut, (3) for 52" cut, mulching										
	<b>91-335</b>	103-2518 633484	18	5/8			2.50/203	0	1	
(3) for 52" cut, mulching										
	<b>96-344</b>	116-5176 116-5176-S 103-6580 103-6580-S	18	5/8			2.50/203	0	3/4	
GATOR® G3™										
	<b>596-344</b>		18	5/8			3.00/203	0	1	
GATOR® G5™										
	<b>396-726</b>		18	5/8			3.00/250	0	1	
GATOR® G6®										
	<b>92-027</b>	103-6392 103-6392-S	<b>18</b>	15/16			2.50/203	0	1	
(3) for 52" cut, mulching										
	<b>92-030</b>	103-6402 109-6873 103-6402-S	18	15/16			2.50/203	0	1	
(3) for 52" cut										
	<b>96-322</b>	103-6387 103-6397 103-6397-S 116-5175 116-5175-S 116-5176 116-5176-S	18	15/16			2.50/203	0	1	
GATOR® G3™ (3) for 52" cut, high lift, Metro HP, Turf Tracer										
	<b>596-322</b>		18	15/16			3.00/203	0	1	
GATOR® G5™										
	<b>396-322</b> <b>NEW</b>		18	15/16			3.00/250	0	1	
GATOR® G6®										
	<b>96-806</b>	103-9603	<b>19-1/2</b>	15/16			3.00/203	3/8	1	
GATOR™ G3™										
	<b>91-259</b>	1-513972 513972	<b>20-1/4</b>	5/8			2.50/203	0	1	
(3) for 60" cut, Explorer										
	<b>591-259</b>		20-1/4	5/8			3.00/164	0	1	
GATOR® G5™										

		OEM No.	Length	Center	Outer	C to C	W / T	Off	Lift	Prod. Code
<b>EXMARK</b>										
	<b>91-188</b>	603283 103-3233-S	<b>20-1/2</b>	1/2			2.50/.203	0	1	
(3) for 60" cut, Turf Tracer models <span style="float: right;"></span>										
	<b>91-217</b>	603874 103-3231	20-1/2	1/2			2.50/.203	0	1	
(3) for 60" cut, mulcher										
	<b>596-334</b>		20-1/2	1/2			3.00/.203	0	1	
GATOR® G5™ <span style="float: right;"></span>										
	<b>396-739</b>		20-1/2	1/2			3.00/.250	0	1	
GATOR® G6® <span style="float: right;"></span>										
	<b>92-022</b>	103-1580 103-1580-S	<b>20-1/2</b>	5/8			2.50/.203	0	1	
(3) for 60" cut, Bahia Mowers <span style="float: right;"></span>										
	<b>91-264</b>	103-2530 633483 103-2530-S	20-1/2	5/8			2.50/.203	0	1	
(3) for 60" cut, Lazer Z <span style="float: right;"></span>										
	<b>91-378</b>	103-2510 613111 103-2510-S	20-1/2	5/8			2.50/.203	0	5/8	
(3) for 60" cut, low lift, Lazer Z										
	<b>91-506</b>		20-1/2	5/8			2.50/.250	0	1-3/16	
(3) for 60" cut, heavy duty, Lazer Z <span style="float: right;"></span>										
	<b>91-311</b>		20-1/2	5/8			2.50/.203	0	1	
(3) for 60" cut, mulching, Lazer Z <span style="float: right;"></span>										
	<b>91-483</b>	103-0301 103-0301-S	20-1/2	5/8			3.00/.203	0	1-5/16	
(3) for 60" cut <span style="float: right;"></span>										
	<b>96-319</b>		20-1/2	5/8			2.50/.203	0	3/4	
GATOR® G3™ <span style="float: right;"></span>										
	<b>596-319</b>		20-1/2	5/8			3.00/.203	0	1	
GATOR® G5™ <span style="float: right;"></span>										
	<b>396-740</b>		20-1/2	5/8			3.00/.250	0	1	
GATOR® G6® <span style="float: right;"></span>										
	<b>92-025</b>	103-6383 103-6383-S	<b>20-1/2</b>	15/16			2.50/.203	0	1	
(3) for 60" cut, Bahia Mowers <span style="float: right;"></span>										
	<b>92-031</b>	103-6403 103-6403-S	20-1/2	15/16			2.50/.203	0	1	
(3) for 60" cut <span style="float: right;"></span>										
	<b>92-028</b>	103-6393 103-6393-S	20-1/2	15/16			3.00/.203	0	1-5/16	
(3) for 60" cut, mulching, Lazer Z <span style="float: right;"></span>										

GROUP CONTINUES

		OEM No.	Length	Center	Outer	C to C	W / T	Off	Lift	Prod. Code
<b>EXMARK</b>		<b>GROUP  CONTINUES</b>								
	<b>92-209</b>		20-1/2	15/16			3.00/.203	0	1-5/16	
(3) for 60" cut, high lift										
	<b>96-749</b>	103-6398 103-6398-S 116-5174 116-5174-S	20-1/2	15/16			2.50/.203	0	1	
GATOR® G3™										
	<b>596-749</b>		20-1/2	15/16			3.00/.203	0	1	
GATOR® G5™										
	<b>392-025</b>		20-1/2	1			3.00/.250	0	1	
GATOR® G6®										
	<b>492-727</b>	103-8240 103-8240-S	<b>20-11/16</b>	15/16			3.00/.203	3/8	1-1/16	
(3) for 60" cut, Triton										
	<b>492-730</b>	103-8244 109-6463 109-6463-S	20-11/16	15/16			3.00/.203	3/8	1-1/16	
(3) for 60" cut, Triton										
	<b>96-807</b>	103-8107 103-8107-S 103-8396 109-5396-S	20-11/16	15/16			3.00/.203	3/8	3/4	
GATOR® G3™										
	<b>392-201</b>		20-11/16	15/16			3.00/.250	3/8	1	
GATOR® G6®										
	<b>94-051</b>	108-3762-03 108-3762-03P 108-3762-S	<b>20-7/8</b>	7/16	3/8	2-1/2	2.25/.149	7/16	7/8	
(1) for 21" cut, walk behind mower										
	<b>96-660</b>	108-0954 108-0954-03 108-0954-S	20-7/8	7/16	3/8	2-1/2	2.25/.134	7/16	1	
GATOR® G3™										
	<b>492-728</b>		<b>22-11/16</b>	15/16			3.00/.203	3/8	1-1/16	
(3) for 66" cut, Triton										
	<b>492-732</b>	103-9620-S 103-9818-S 109-5878 109-6464 109-6464-S	22-11/16	15/16			3.00/.203	3/8	1-1/16	
(3) for 66" cut, high lift, Triton										
	<b>492-124</b>		22-11/16	15/16			3.00/.203	3/8	5/8	
(3) for 66" cut, low lift, Triton										
	<b>92-203</b>		22-11/16	15/16			3.00/.203	3/8	1-1/16	
(3) For 66" Triton decks above serial 600,000										
	<b>392-203</b>	103-9612-S 103-9616-S 103-9619 103-9630-S 109-5878-S 109-9394-S	22-11/16	15/16			3.00/.250	3/8	1	
GATOR® G6®										

		OEM No.	Length	Center	Outer	C to C	W / T	Off	Lift	Prod. Code
<b>EXMARK</b>										
	<b>92-033</b>	103-6404 103-6404-S	<b>24-3/8</b>	15/16			3.00/.203	0	1-1/4	
(3) for 72" cut, Lazer Z										
	<b>592-033</b>		24-3/8	15/16			3.00/.203	0	1	
GATOR® G5™										   
	<b>91-374</b>	103-2531 643006 103-2531-S	<b>24-3/8</b>	5/8			3.00/.203	0	1-1/4	
(3) for 72" cut, Lazer Z										
	<b>96-699</b>	103-9625-S	24-3/8	5/8			3.00/.203	0	3/4	
GATOR® G3™										
	<b>396-799</b>		24-1/2	5/8			3.00/.250	0	1-1/4	
GATOR™ G6™										    
	<b>92-057</b>	103-6384 103-6384-S	<b>24-1/2</b>	15/16			3.00/.203	0	1	
(3) for 72" cut, Lazer Z, Turf Ranger										
	<b>92-084</b>	103-6394-S	24-1/2	15/16			3.00/.203	0	1-3/16	
(3) for 72" cut, mulching, Lazer Z, Turf Ranger										
	<b>392-057</b> <b>NEW</b>	103-6399-S 116-5171 116-5171-S	24-1/2	15/16			3.00/.250	0	1	
GATOR® G6®										    
	<b>492-729</b>	103-9625	<b>24-5/8</b>	15/16			3.00/.203	3/8	1-1/16	
(3) for 72" cut, Triton										
	<b>492-733</b>	109-6465 109-6465-S 103-9624-S 103-9624 103-9626-S 103-9626	24-5/8	15/16			3.00/.203	3/8	1-1/16	
(3) for 72" cut, Triton										 
	<b>392-204</b>	109-5879-S 109-5879 103-9622-S 103-9622 116-5501 116-5501-S 103-9622 103-9622-S 109-6471 109-6471-S	24-5/8	15/16			3.00/.250	3/8	1	
GATOR® G6®										    
	<b>92-167</b> <b>NEW</b>	103-4208	<b>25</b>	7/8	1/4	3	2.75/.164	1-1/16	13/16	
(1) 92-167 & (1) 92-168 for 48" cut, Navigator										
	<b>92-168</b> <b>NEW</b>	103-4207	<b>25</b>	7/8	1/4	3	2.75/.164	1-1/16	13/16	
(1) 92-167 & (1) 92-168 for 48" cut, Navigator										

		OEM No.	Length	Center	Outer	C to C	W / T	Off	Lift	Prod. Code
<b>FERRIS</b>										
	<b>91-208</b>		<b>16-1/4</b>	5/8			2.50/.250	0	1	
(3) for 48" cut										
	<b>91-183</b>	20843 20843S 5020843 5020843S 5020843XS	16-1/4	5/8			2.50/.250	0	1	
(3) for 48" cut										
	<b>91-180</b>		16-1/4	5/8			2.50/.187	0	1	
(3) for 48" cut										
	<b>91-313</b>		16-1/4	5/8			2.50/.203	0	1	
(3) for 48" cut										
	<b>99-127</b>		16-1/4	5/8			2.50/.203	0	1-1/16	
(3) for 48" cut										
	<b>91-368</b>		16-1/4	5/8			2.50/.203	0	1	
(3) for 48" cut, mulching										
	<b>96-310</b>		16-1/4	5/8			2.50/.203	0	3/4	
GATOR® G3™										
	<b>596-310</b>		16-1/4	5/8			3.00/.203	0	1	
GATOR® G5™ (Will not fit ICD decks)										
	<b>396-716</b>		16-1/4	5/8			3.00/.250	0	1	
GATOR® G6® (Will not fit ICD decks)										
	<b>91-235</b>	21227S 5021227 5021227S 5021227XS	<b>18</b>	5/8			2.50/.250	0	7/8	
(2) for 36" cut, (3) for 52" cut										
	<b>91-623</b>	481711 A48185	18	5/8			3.00/.203	0	1-1/2	
(3) for 52" cut, (2) for 36" cut, high lift (Will not fit ICD decks)										
	<b>96-344</b>		18	5/8			2.50/.203	0	3/4	
GATOR® G3™										
	<b>596-344</b>		18	5/8			3.00/.203	0	1	
GATOR® G5™ (Will not fit ICD decks)										
	<b>396-726</b>		18	5/8			3.00/.250	0	1	
GATOR® G6® (Will not fit ICD decks)										































		OEM No.	Length	Center	Outer	C to C	W / T	Off	Lift	Prod. Code
<b>FERRIS</b>										
	<b>91-209</b>	20842 20842s 5020842 5020842s	<b>21</b>	5/8			2.50/.250	0	1	
(3) for 61" cut, 1000Z, IS2000Z, IS3100Z, IS4500Z, IS5100Z, PCM4818K, PCM6118K, PCM61200, PCT4818B, PCT6118B, PCW6114K, R61R										
	<b>91-628</b>	481712 A48304	21	5/8			3.00/.203	0	1-1/2	
(3) for 61" cut, 1000Z, IS2000Z, IS3100Z, IS4500Z, IS5100Z, PCM4818K, PCM6118K, PCM61200, PCT4818B, PCT6118B, PCW6114K, R61R										
	<b>96-347</b>		21	5/8			2.50/.203	0	3/4	
GATOR® G3™										
	<b>96-360</b>		21	5/8			2.50/.203	0	3/4	
GATOR® G3™										
	<b>596-347</b>		21	5/8			3.00/.203	0	1	
GATOR® G5™ (Will not fit ICD decks)										
	<b>396-727</b>		21	5/8			3.00/.250	0	1	
GATOR® G6® (Will not fit ICD decks)										
	<b>91-627</b>	48112 48113 481709	<b>24-1/2</b>	5/8			2.50/.203	0	1	
(3) for 72" cut										
	<b>96-341</b>		24-1/2	5/8			2.50/.203	0	3/4	
GATOR® G3™										
	<b>596-341</b>		24-1/2	5/8			3.00/.203	0	1	
GATOR® G5™ (Will not fit ICD decks)										
	<b>396-764</b>		24-1/2	5/8			3.00/.250	0	1	
GATOR® G6® (Will not fit ICD decks)										

**FORD / NEW HOLLAND**

	<b>91-342</b>	330721CJ 500904	<b>14-7/8</b>	7/16	1/2	1-5/8	2.00/.149	1/4	13/16	
(3) for 42" cut										
	<b>91-207</b>	160191 84521624	<b>24-1/2</b>	7/8			3.00/.250	0	1	
(3) for 72" cut, CM274										
	<b>96-624</b>	163442	<b>24-7/8</b>	7/8			3.00/.203	13/16	3/4	
GATOR® G3™ (3) for 72" cut										


















































		OEM No.	Length	Center	Outer	C to C	W/T	Off	Lift	Prod. Code
<b>GIANT VAC</b>										
	<b>93-005</b>	21537	<b>16-1/4</b>	5/8	1/4	1-5/8	2.50/.250	0	1-3/16	
(2) for 32" cut, (3) for 48" cut										
	<b>96-310</b>		16-1/4	5/8			2.50/.203	0	3/4	
GATOR® G3™										
	<b>596-310</b>		16-1/4	5/8			3.00/.203	0	1	
GATOR® G5™										
	<b>396-716</b>		16-1/4	5/8			3.00/.250	0	1	
GATOR® G6®										
	<b>93-006</b>	21536	<b>18</b>	5/8	1/4	1-5/8	2.50/.250	0	1-3/16	
(2) for 36" cut, (3) for 52" cut										
	<b>96-344</b>		18	5/8			2.50/.203	0	3/4	
GATOR® G3™										
	<b>596-344</b>		18	5/8			3.00/.203	0	1	
GATOR® G5™										
	<b>396-726</b>		18	5/8			3.00/.250	0	1	
GATOR® G6®										
	<b>93-008</b>	21538 3021538	<b>21</b>	5/8	1/4	1-5/8	2.50/.250	0	1-3/16	
(3) for 61" cut										
	<b>96-347</b>		21	5/8			2.50/.203	0	3/4	
GATOR® G3™										
	<b>96-360</b>		21	5/8			2.50/.203	0	3/4	
GATOR® G3™										
	<b>596-347</b>		21	5/8			3.00/.203	0	1	
GATOR® G5™										
	<b>396-727</b>		21	5/8			3.00/.250	0	1	
GATOR® G6®										
<b>GILSON</b>										
	<b>91-226</b>	11799 37059	<b>14-9/16</b>	1-1/8	3/8	3-1/4	2.50/.187	5/16	1	
(1) for 48" cut, slotted center hole										







		OEM No.	Length	Center	Outer	C to C	W / T	Off	Lift	Prod. Code
<b>GRASSHOPPER</b>										
	<b>91-557</b>	320231	<b>15</b>	1/2			2.50/.250	5/16	3/4	
(3) for 44" cut (1) 91-557 & (2) 91-558 for 48" cut										
	<b>91-536</b>	320234	15	1/2			2.50/.250	5/16	1	
(3) for 44" cut, high lift										
	<b>91-125</b>		15	1/2			2.50/.203	5/16	3/4	
(3) for 44" cut, low lift, 91-557 & (2) 91-558 for 48" cut										
	<b>96-343</b>		15	1/2			2.50/.203	5/16	1	
GATOR® G3™  										
	<b>91-538</b>	320240	<b>18</b>	1/2			2.50/.203	0	1	
(3) for 52" cut, mulching										
	<b>91-558</b>	320236	<b>18</b>	1/2			2.50/.250	5/16	3/4	
(3) for 52" cut, outer blade for 48" cut, low lift										
	<b>91-535</b>	320238	18	1/2			2.50/.250	5/16	1-3/16	
(3) for 52" cut, contour blade										
	<b>91-532</b>	320239	18	1/2			2.50/.250	5/16	1	
(3) for 52" cut, high lift										
	<b>96-329</b>		18	1/2			2.50/.203	5/16	1	
GATOR® G3™ 										
	<b>596-329</b>		18	1/2			3.00/.203	5/16	1	
GATOR® G5™    										
	<b>396-729</b>		18	1/2			3.00/.250	5/16	1	
GATOR® G6®     										
	<b>91-539</b>	320247	<b>21</b>	1/2			2.50/.203	0	1	
(3) for 61" cut, mulching										
	<b>91-531</b>	320243 320245 320245B	<b>21</b>	1/2			2.50/.250	5/16	1	
(3) for 61" cut, high lift										
	<b>91-534</b>	320244	21	1/2			2.50/.250	5/16	1-3/16	
(3) for 61" cut, high lift										
	<b>91-537</b>	320246	21	1/2			3.00/.250	5/16	1-1/4	
(3) for 61" cut, extreme high lift										

GROUP  CONTINUES

		OEM No.	Length	Center	Outer	C to C	W / T	Off	Lift	Prod. Code
<b>GRASSHOPPER</b>										
GROUP  CONTINUES										
	<b>91-547</b>	320242	21	1/2			2.50/.250	5/16	3/4	
(3) for 61" cut, low lift										
	<b>96-346</b>		21	1/2			2.50/.203	5/16	1	
GATOR® G3™										
	<b>596-346</b>		21	1/2			3.00/.203	5/16	1	
GATOR® G5™										
	<b>396-712</b>		21	1/2			3.00/.250	5/16	1	
GATOR® G6®										
	<b>91-533</b>	320251 320253	<b>25</b>	1/2			2.50/.250	5/16	1	
(3) for 72" cut, high lift										
	<b>91-544</b>	320250	25	1/2			2.50/.250	5/16	3/4	
(3) for 72" cut, low lift										
	<b>91-036</b>	320255	25	1/2			2.50/.250	1/4	1-1/16	
(3) for 72" cut, mulching										
	<b>92-164</b> <b>NEW</b>		25	1/2			2.50/.203	0	1	
	<b>396-778</b>	320254	25	1/2			3.00/.250	5/16	1	
GATOR® G6®										
<b>GRAVELY</b>										
	<b>92-040</b>	03498400	<b>13-7/8</b>	5/8			2.00/.203	1/8	1-1/16	
(3) for 40" cut, Zoom 1640, Zoom 1540, Mini Zoom 1540, Zoom 1740, Zoom 1840, & Zoom 2040										
	<b>91-244</b>	014668	13-7/8	5/8			2.00/.203	1/8	1-1/16	
(3) for 40" cut, high lift, 31220, 34427, 38685, 39000, 45810, GEM, 885005, 887020, 887029, ZT1640, ZT1540, ZT1740, ZT1840, PM100Z, PROMASTER100										
	<b>92-019</b>	00272800 01600500	13-7/8	5/8			2.25/.149	1/4	3/4	
(3) for 40" cut, mulching, 715052, 715024, 715078										
	<b>91-183</b>	04919100	<b>16-1/4</b>	5/8			2.50/.250	0	1	
(3) for 48" cut, 2348, ZT2048, ZT2348, GR1548FX, GR1548FL, HR1548FX, HE1748FL, GR1548FXP, HR1548FLP, HE1748FX, HE1748FXP, HE1748FLP, GR1332FXPCE, PM148Z, PM144Z, ZT 2148XL, ZT 2348XL, & ZT 2348XL										
	<b>91-180</b>		16-1/4	5/8			2.50/.187	0	1	
(3) for 48" cut										
GROUP  CONTINUES										

		OEM No.	Length	Center	Outer	C to C	W / T	Off	Lift	Prod. Code
<b>GRAVELY</b>										
	<b>91-313</b>		16-1/4	5/8			2.50/.203	0	1	
(3) for 48" cut										
	<b>99-127</b>		16-1/4	5/8			2.50/.203	0	1-1/16	
(3) for 48" cut										
	<b>91-368</b>		16-1/4	5/8			2.50/.203	0	1	
(3) for 48" cut, mulching										
	<b>96-310</b>		16-1/4	5/8			2.50/.203	0	3/4	
GATOR® G3™										
	<b>596-310</b>		16-1/4	5/8			3.00/.203	0	1	
GATOR® G5™										
	<b>396-716</b>		16-1/4	5/8			3.00/.250	0	1	
GATOR® G6®										
	<b>92-153</b> <b>NEW</b>	00450200 02982000	<b>16-1/4</b>	5/8			2.50/.250	5/16	1-1/8	
(3) for 44" and 48" cut, Compact Pro, Pro Master 44Z, 48Z, 144H, 148H, 144i, 148i, 144M, 148M, 144XDZ, 148XDZ, Pro Turn 148, ZT 2344, 2348, 2644HD, 2648HD										
	<b>596-816</b>		16-1/4	5/8			3.00/.203	3/8	1	
GATOR® G5™										
	<b>396-809</b>		16-1/4	5/8			3.00/.250	5/16	1	
GATOR® G6®										
	<b>91-003</b>		<b>16-9/16</b>	3/4			2.50/.203	7/16	7/8	
(3) for 48" cut										
	<b>91-464</b>		16-9/16	3/4			2.50/.203	7/16	13/16	
(3) for 48" cut										
	<b>96-618</b>		16-9/16	3/4			2.50/.203	7/16	1	
GATOR® G3™										
	<b>91-242</b>	011234 11234 8861600 8899300	<b>17</b>	5/8			2.00/.203	5/16	1-1/8	
(2) for 32" & 34" cut, (3) for 50" cut, PM50, PM300, GEM, Mini-ZT1434, Mini-ZT1540, Mini-ZT1534, HVZ1840, ZTXL1634, ZT2350, ZT2250, ZT1840, 1734ZT, 2040ZT, 2250ZT, ZT2350, ZTXL1734, ZT2450, ZTXL1734CARB, 2350ZT, 2040YJ, & 2550YJ										
	<b>596-805</b>	08866800 09082400	17	5/8			3.00/.203	5/16	1	
GATOR® G5™										
71507300, 788032, 788033, 788034, 788035, 788047, 788053, 792034, GR1334FX, GR1334FXP, PM34M, Compact-Pro, & PM34Z										
	<b>396-805</b>		17	5/8			3.00/.250	5/16	1	
GATOR® G6®										








		OEM No.	Length	Center	Outer	C to C	W / T	Off	Lift	Prod. Code
<b>GRAVELY</b>										
	<b>91-251</b>	08779200 46998 C046998	<b>17</b>	5/8			2.50/.250	0	1-1/8	
(3) for 50" cut, high lift, Pro Master 100 ZTR										
	<b>96-323</b>		17	5/8			2.50/.203	0	1	
GATOR® G3™ 										
	<b>596-323</b>		17	5/8			3.00/.203	0	1	
GATOR® G5™    										
	<b>396-723</b>		17	5/8			3.00/.250	0	1	
GATOR® G6®     										
	<b>92-158</b> <b>NEW</b>	09082400	<b>17-1/16</b>	5/8			2.50/.250	5/16	1-1/8	
(2) for 34" cut, high lift, Compact Pro, GR1334FX, GR1334FXP, PM34M, PM34Z										
	<b>92-151</b> <b>NEW</b>	00450300 03253800	<b>18</b>	5/8			2.50/.250	5/16	1-1/8	
(2) for 36" cut, (3) for 52" cut, high lift										
	<b>596-817</b>	00273100 04916400	18	5/8			3.00/.203	5/16	1	
GATOR® G5™    										
	<b>396-806</b>		18	5/8			3.00/.250	5/16	1	
GATOR® G6®     										
	<b>92-157</b> <b>NEW</b>	02961700	<b>18-7/16</b>	5/8			2.50/.203	5/16	1-1/8	
(3) for 54" cut, ZTXL54, ZTXL2554										
	<b>596-818</b>		18-7/16	5/8			3.00/.203	5/16	1	
GATOR® G5™    										
	<b>91-239</b>	48864	<b>20-1/2</b>	5/8			2.50/.250	3/4	1-1/16	
(3) for 60" cut, high lift										
	<b>91-253</b>	46999	<b>20-1/2</b>	5/8			2.50/.250	0	1-1/8	
(3) for 60" cut										
	<b>96-319</b>		20-1/2	5/8			2.50/.203	0	3/4	
GATOR® G3™ 										
	<b>596-319</b>		20-1/2	5/8			3.00/.203	0	1	
GATOR® G5™    										
	<b>396-740</b>		20-1/2	5/8			3.00/.250	0	1	
GATOR® G6®     										

		OEM No.	Length	Center	Outer	C to C	W / T	Off	Lift	Prod. Code
<b>GRAVELY</b>										
	<b>92-159</b> <b>NEW</b>	03253900 09081200	<b>20-1/2</b>	5/8			2.50/.250	5/16	1-1/8	
(3) for 60" cut, Pro Turn 160 XDZ, Pro Turn 260 XDZ, & Pro Master 260 XDZ										
	<b>596-815</b>		20-1/2	5/8			3.00/.203	5/16	1	
GATOR® G5™ 										
	<b>396-807</b>		20-1/2	5/8			3.00/.250	5/16	1	
GATOR® G6® 										
	<b>91-015</b>	03624700 03624751	<b>20-1/2</b>	3/4			2.50/.203	1/2	1	
(2) for 40" cut, 1440 RER, GLT440, Sport ZT1440, ZT1740										
	<b>191-015</b> <b>NEW</b>		20-1/2	3/4			2.50/.187	1/2	15/16	
Double Bevel version of 91-015 										
	<b>91-144</b>		20-1/2	3/4			3.00/.203	1/2	1-5/16	
(2) for 40" cut, high lift, 1440 RER, GLT440, Sport ZT1440, ZT1740										
	<b>96-677</b>		20-1/2	3/4			3.00/.203	1/2	1	
GATOR® G3™ 										
	<b>91-005</b>		<b>20-9/16</b>	3/8			2.75/.134	5/16	1	
21" cut										
	<b>92-602</b>		<b>21-15/16</b>	3/4			2.50/.203	1/2	3/4	
GATOR® G3™ 										
	<b>92-152</b> <b>NEW</b>	00360200	<b>22-1/2</b>	5/8			2.50/.250	5/16	1-1/8	
(3) for 66" cut, Pro Master 260M, 266H, Pro Turn 266, 266H, 466										
	<b>396-808</b>		22-1/2	5/8			3.00/.250	5/16	1	
GATOR® G6® 										
	<b>91-254</b>	047685 08983800	<b>24-1/2</b>	5/8			2.50/.250	3/4	1-1/16	
(3) for 72" cut, high lift										
	<b>396-761</b>	048864 08781800	24-1/2	5/8			3.00/.250	3/4	1	
GATOR® G6® 										

		OEM No.	Length	Center	Outer	C to C	W/T	Off	Lift	Prod. Code
<b>GREAT DANE</b>										
	<b>92-207</b>	D18086 GDU10230	<b>16-1/2</b>	5/8			2.50/.203	0	13/16	
(3) for 48" cut, all models										
	<b>96-308</b>		16-1/2	5/8			2.50/.203	0	1	
GATOR® G3™										
	<b>596-308</b>		16-1/2	5/8			3.00/.203	0	1	
GATOR® G5™										
	<b>396-735</b>		16-1/2	5/8			3.00/.250	0	1	
GATOR® G6®										
<b>91-235</b> D18037 GDU10231 <b>18</b> 5/8 2.50/.250 0 7/8										
(3) for 52" cut, all models										
	<b>96-344</b>		18	5/8			2.50/.203	0	3/4	
GATOR® G3™										
	<b>496-726</b>		18	5/8			2.50/.250	0	1	
GATOR® G3™										
	<b>596-344</b>		18	5/8			3.00/.203	0	1	
GATOR® G5™										
	<b>396-726</b>		18	5/8			3.00/.250	0	1	
GATOR® G6®										
<b>91-308</b> D18036 GDU10232 <b>21</b> 5/8 2.50/.203 0 1										
(3) for 61" cut, all models										
	<b>96-347</b>		21	5/8			2.50/.203	0	3/4	
GATOR® G3™										
	<b>96-360</b>		21	5/8			2.50/.203	0	3/4	
GATOR® G3™										
	<b>596-347</b>		21	5/8			3.00/.203	0	1	
GATOR® G5™										
	<b>396-727</b>		21	5/8			3.00/.250	0	1	
GATOR® G6®										
<b>HONDA</b>										
	<b>91-291</b>	2801595 72511-960-000 72511-960-004 72511-VA2-690	<b>20-13/16</b>	13/16	3/8	3-7/16	2.25/.149	0	5/8	
21" cut, walk behind mower fits HR214, 21KS, 21S, A21, S21, 214, 215, 216, HRA214 & HRA216										

GROUP CONTINUES



	<b>OREGON</b>	OEM No.	Length	Center	Outer	C to C	W / T	Off	Lift	Prod. Code
<b>HONDA</b>		<b>GROUP ↑ CONTINUES</b>								
	<b>91-444</b>	75211-960-020	20-13/16	13/16	3/8	3-7/16	2.25/149	3/16	1-1/16	
21" cut, walk behind, high lift										
	<b>90-651</b>		20-13/16	13/16	3/8	3-7/16	2.25/187	0	3/4	
GATOR® G3™ 										
	<b>91-516</b>	72511-VE2-000 72511-VG4-K00	<b>20-7/8</b>	13/16	3/8	3-7/16	2.25/120	1	11/16	
(1) 91-516 & (1) 91-517 for 21" cut Harmony Quada-cut mower, Harmony II HRS										
	<b>91-517</b>	72531-VE2-010 72531-VE2-020 VE2-020	<b>21</b>	1-1/4	7/16	3-7/16	2.75/120	1/2	0	
(1) 91-516 & (1) 91-517 for 21" cut Harmony Quada-cut mower										
	<b>95-057</b>	175064	<b>21-1/8</b>	5/8	3/8	1-7/8	2.75/134	1/2	1-9/16	
21" cut, used on Craftsman mower with Honda engine										
	<b>92-101</b>	72511-VK6-000	<b>21-1/4</b>	13/16	3/8	3-1/2	3.25/120	1-5/16	1	
HRC216K2/K3HXA bottom blade										
	<b>92-102</b>	72531-VK6-000 72531-VK6-010	20-7/8	1-1/4	9/16	3-1/2	2.75/134	9/16	0	
HRC216K2 top blade										
<b>HUSKEE</b>										
	<b>91-005</b>	11285 11370 1137059	<b>20-9/16</b>	3/8			2.75/134	5/16	1	
21" cut, 911000 series zone start walk-behinds										
<b>HUSQVARNA</b>										
	<b>91-309</b>	506668701 506-6687-01 506676501 506-6765-01 531005011 531-0050-11	<b>11-15/16</b>	3/8	5/16	2-3/8	2.00/164	0	1	
(3) for 34" cut, model 850-12										
	<b>96-349</b>		11-15/16	3/8	5/16	2-3/8	2.50/203	0	3/4	 
GATOR® G3™										
	<b>91-310</b>	506751501 506-7515-01 531005010 531-0050-10	<b>13-3/4</b>	3/8	5/16	2-3/8	2.00/164	0	1-1/16	
(3) for 38" cut, model 970-12										












		OEM No.	Length	Center	Outer	C to C	W / T	Off	Lift	Prod. Code
<b>HUSQVARNA</b>										
	<b>95-084</b>	539112078	<b>14-5/8</b>	5 pt. Star			2.50/.203	0	1	
(3) for 42" cut, EZ (4216, 4217, 4220, 4624, 4822, 4824, 5224, 5226), RZ(4219, 4222), YT42XLS, YTH22V42LS										
	<b>95-088</b>	573953001	14-5/8	5 pt. Star			2.50/.203	0	3/4	
GATOR® G3™										
	<b>595-088</b>		14-5/8	5 pt. Star			3.00/.164	0	1	
GATOR® G5™										
	<b>95-058</b>	103274 539103274	<b>14-7/8</b>	5/8			2.50/.203	0	1	
(3) for 38" cut, model 970-12										
	<b>95-014</b>	100140M 106635X 122265X 25034 25034R 532025034 532106635 532122265	<b>15-3/8</b>	3/8			2.25/.187	0	1	
(2) for 44" cut, models GT160, YT161H										
	<b>95-607</b>		15-3/8	3/8			2.25/.187	0	3/4	
GATOR® G3™										
	<b>95-052</b>	144767 157033 170698 176084 532157033 532157353 532159705 532170698 532176084 917157033 917170698 917532170698 917532176084	<b>15-1/2</b>	5 pt. Star			2.25/.149	1/8	1	
(3) for 46" cut, high lift										
	<b>95-045</b>	130652 130652MS 532130652 532145708 532152443 917145708CS 917145708MS 917152443P 917163819 917532145708 917532152443 918152443	15-1/2	5 pt. Star			2.25/.149	1/8	1	
(3) for 46" cut, mulching										
	<b>95-614</b>		15-1/2	5 pt. Star			2.50/.187	1/8	3/4	
GATOR® G3™										
	<b>595-614</b>		15-1/2	5 pt. Star			3.00/.164	1/8	1	
GATOR® G5™										

		OEM No.	Length	Center	Outer	C to C	W / T	Off	Lift	Prod. Code
<b>HUSQVARNA</b>										
	<b>99-127</b>	539100340 539-1003-40 539118420 539-1184-20	<b>16-1/4</b>	5/8			2.50/.203	0	1-1/16	
	<b>95-064</b>		16-1/4	5/8			2.50/.203	0	1	
(3) for 48" cut										
	<b>91-180</b>		16-1/4	5/8			2.50/.187	0	1	
(3) for 48" cut										
	<b>91-183</b>		16-1/4	5/8			2.50/.250	0	1	
(3) for 48" cut										
	<b>91-313</b>		16-1/4	5/8			2.50/.203	0	1	
(3) for 48" cut										
	<b>96-310</b>		16-1/4	5/8			2.50/.203	0	3/4	
GATOR® G3™										
	<b>596-310</b>		16-1/4	5/8			3.00/.203	0	1	
GATOR® G5™										
	<b>396-716</b>		16-1/4	5/8			3.00/.250	0	1	
GATOR® G6®										
	<b>95-087</b>	539113425 53911342529	<b>16-1/4</b>	5 pt. Star			2.50/.203	0	1	
(3) for 48" cut, EZ, EZC, GT, GTH, RZ, YT, YTH										
	<b>595-087</b>	522037401	16-1/4	5 pt. Star			3.00/.164	0	1	
GATOR® G5™										
	<b>95-062</b>	173920 180054 532173920 532180054 539107519 575938201 917173920 917532173920 917532180054 917539107519 917577203106	<b>16-11/16</b>	5 pt. Star			2.50/.203	0	1-1/4	
(3) for 48" cut										
	<b>195-062</b>		16-11/16	5 pt. star	5/16	3-15/16	2.50/.187	0	1-1/4	
Double Bevel version of 95-062										
	<b>495-062</b>		16-11/16	5 pt. Star			2.50/.203	0	1-1/4	

GROUP CONTINUES

		OEM No.	Length	Center	Outer	C to C	W / T	Off	Lift	Prod. Code
<b>HUSQVARNA</b>										
GROUP  CONTINUES										
	<b>96-615</b>		16-11/16	5 pt. Star			2.50/.203	0	1	
GATOR® G3™										
	<b>596-615</b>		16-11/16	5 pt. Star			3.00/.187	0	1	
GATOR® G5™										
	<b>95-018</b>	532137380 532-137380 532-1373-80	<b>17-3/8</b>	5 pt. Star			2.25/.149	1/8	15/16	
(3) for 50" cut										
	<b>95-050</b>		17-3/8	5 pt. Star			2.25/.187	0	1	
(3) for 50" cut, high lift										
	<b>95-609</b>		17-3/8	5 pt. Star			2.50/.187	1/8	3/4	
GATOR® G3™										
	<b>595-609</b>		17-3/8	5 pt. Star			3.00/.164	1/8	1	
GATOR® G5™										
	<b>95-027</b>	532-1217-98 532-1278-41	<b>17-3/8</b>	3/8			2.25/.187	0	1	
(3) for 50" cut										
	<b>95-077</b>	574870801	<b>17-3/4</b>	5 pt. Star			2.50/.203	0	1	
(3) for 52" cut, GT52XLS, GTH27V52LS, GTH2752TF, GTH24V52LS, GTH26V52LS, GTH3052TDF										
	<b>595-077</b>	575240701	17-3/4	5 pt. Star			3.00/.164	0	1	
GATOR® G5™										
	<b>95-063</b>	539100341 539-1003-41 539105712 539118413 539-1184-13	<b>18</b>	5/8			2.50/.203	0	1	
	<b>95-085</b>	510417801 539112079	<b>18</b>	5 pt. Star			2.50/.203	0	1	
(3) for 52" cut, EZ(4220, 4624, 4824, 5221, 5224, 5225, 5226, 6124), EZC4824, FD52M, MZ5225										
	<b>595-085</b>	521981501	18	5 pt. Star			3.00/.164	0	1	
GATOR® G5™										

		OEM No.	Length	Center	Outer	C to C	W / T	Off	Lift	Prod. Code
<b>HUSQVARNA</b>										
	<b>95-072</b>	112053 187254 187256 33954 532187254 532187256 539112053 777187256 917532187256 917777187256	<b>18-1/2</b>	5 pt. Star			2.75/187	1/2	1	
(3) for 54" cut										
	<b>195-072</b>		18-1/2	5 pt. star	5/16	3-15/16	2.75/187	1/2	1-3/16	
Double Bevel version of 95-072										
	<b>95-082</b>	187255 24541 532187255 917532187255	18-1/4	5 pt. Star			2.50/187	5/16	13/16	
(3) for 54" cut, mulching										
	<b>95-605</b>		18-1/2	5 pt. Star			2.50/187	1/2	3/4	
GATOR® G3™ (3) for 54" cut										
	<b>595-605</b>		18-1/2	5 pt. Star			3.00/164	1/2	1	
GATOR® G5™										
	<b>95-034</b>	120262X 120626X 126338X 532-120262 532-126338 532143969 917126338X	<b>18-3/16</b>	3/8			2.50/187	0	7/8	
(2) for 36" cut, high lift										
	<b>95-036</b>	532127841 532138496 532138969	<b>18-3/16</b>	5 pt. Star			2.25/134	1/8	1	
(2) for 36" cut										
	<b>95-026</b>	127841 138496 917532127841 917532138496	18-3/16	5 pt. Star			2.25/187	1/8	1	
(2) for 36" cut, heavy duty version of 95-036										
	<b>95-613</b>		18-3/16	5 pt. Star			2.50/187	1/8	3/4	
GATOR® G3™										
	<b>595-613</b>		18-3/16	5 pt. Star			3.00/164	1/8	1	
GATOR® G5™										
	<b>95-092</b>	575265901	<b>19</b>	5/8			2.50/250	0	1	
(3) for 54" cut, PZ29CE, PZ29FXBF, PZ34FXBF, PZ54, PZ5426FX, PZ6029FX, PZ6029PFX, PZ6030CV, PZ6034FX, PZ6034FXZT, PZ7234FX										

		OEM No.	Length	Center	Outer	C to C	W / T	Off	Lift	Prod. Code
<b>HUSQVARNA</b>										
 (2) for 38" cut, high lift	<b>95-031</b>	121263X 143978 532121263 532143978 917121263X 917121263XMS 91732143978 917532121263	<b>19-1/4</b>	3/8	3/8	10	2.25/187	0	1	
 (2) for 38" cut	<b>95-033</b>	127842 131322 138970 513897001 532127842 532138497 532138970 917127842 917138497MS 917138970 917532138497 917532138970	<b>19-5/16</b>	5 pt. Star			2.25/134	1/8	1	
 Double Bevel version of 95-033	<b>195-033</b>		19-5/16	5 pt. star	3/8	3-1/8	2.25/134	1/8	1-1/16	
 (2) for 38" cut, heavy duty	<b>95-038</b>		19-5/16	5 pt. Star			2.25/187	1/8	1-1/16	
 (2) for 38" cut, high lift	<b>95-099</b>		19-5/16	5 pt. Star			2.25/149	1/8	1	
 (2) for 38" cut, high lift	<b>95-047</b>		19-5/16	5 pt. Star			2.25/187	0	1	
 (2) for 38" cut, mulching	<b>95-003</b>	532134148 532139774 539110324	19-5/16	5 pt. Star			2.25/134	1/8	1	
 Double Bevel version of 95-003	<b>195-003</b>		19-5/16	5 pt. star	5/16	3-1/8	2.25/134	1/8	7/8	
 (2) for 38" cut, high lift	<b>95-099</b>	532193957 777193957 917532193957	<b>19-5/16</b>	5 pt. Star			2.25/149	1/8	1	
 20" cut, walk behind	<b>95-024</b>	532850972 532-850972 532-8509-72	<b>20</b>	5/8	3/8	1-7/8	2.50/149	9/16	7/8	
 20" cut, mulching, walk behind	<b>95-051</b>	532129277 532-1292-77 532145106 532-1451-06 532700972 532-7009-72	<b>20</b>	5/8	3/8	1-7/8	2.25/134	7/16	11/16	






























GROUP CONTINUES

		OEM No.	Length	Center	Outer	C to C	W / T	Off	Lift	Prod. Code
<b>HUSQVARNA</b>										
	<b>95-044</b>	204340218 204-3402-18 532114884 532-114884 532-1148-84 532752233 532-752233 532-7522-33	20	5/8	3/8	1-7/8	2.00/134	5/16	13/16	
20" cut, mulching										
	<b>595-024</b> <b>NEW</b>		20	5/8	3/8	1-7/8	3.00/134	1/2	1	
GATOR® G5™										
	<b>95-032</b>	531307224 532127843 532-1278-43 532138498 532-1384-98 532138971 532-1389-71	<b>21</b>	5 pt. Star			2.25/149	1/8	1-1/16	
(2) for 42" cut										
	<b>195-032</b>		21	5 pt. star	5/16	3-1/8	2.25/149	1/8	1-1/16	
Double Bevel version of 95-032										
	<b>95-039</b>		21	5 pt. Star			2.25/187	1/8	1-1/16	
(2) for 42" cut, heavy duty version of 95-032										
	<b>195-039</b>		21	5 pt. star	5/16	3-1/8	2.25/187	1/8	1-1/18	
Double Bevel version of 95-039										
	<b>96-900</b>	521981601	21	5 pt. Star			2.50/187	0	3/4	
GATOR® G3™										
	<b>596-900</b>		21	5 pt. Star			3.00/164	0	1	
GATOR® G5™										
	<b>95-048</b>	532-1313-23	<b>21</b>	5 pt. Star			2.25/187	0	1	
(2) for 42" cut, high lift										
	<b>195-048</b>		21	5 pt. star	5/16	3-1/8	2.25/187	0	3/4	
Double Bevel version of 95-048										
	<b>95-086</b>	510417901 539113312	21	5 pt. Star			2.50/203	0	1.000	
(3) for 61" cut, EZ mowers										
	<b>95-078</b>	539105711	<b>21</b>	5/8			2.50/250	0	1	
(3) for 60" cut, PZ29CE, PZ29D, PZ29DCE, PZ29FXBF, PZ34FXBF, PZ5426FX, PZ6029D, PZ6029FX, PZ6029PFX, PZ6030CV, PZ6034FX, PZ6034FXZT, PZT6126FS, PZT6128BS, PZ7234FX										
	<b>91-308</b>	539101733	21	5/8			2.50/203	0	1	
(3) for 61" cut, 2348, 30, 4217, , 4819, 4821, 5221, 5223, 5225, 5227, 61, 6123, 6125, 6127, 6130, 6134, 7230										

GROUP CONTINUES
































		OEM No.	Length	Center	Outer	C to C	W / T	Off	Lift	Prod. Code
<b>HUSQVARNA</b>										
GROUP  CONTINUES										
	<b>96-347</b>	522936601	21	5/8			2.50/.203	0	3/4	
GATOR® G3™										
	<b>96-360</b>		21	5/8			2.50/.203	0	3/4	
GATOR® G3™										
	<b>596-347</b>		21	5/8			3.00/.203	0	1	
GATOR® G5™										
	<b>396-727</b>		21	5/8			3.00/.250	0	1	
GATOR® G6®										
	<b>95-071</b>	532159267 532-1592-67	<b>21</b>	5/8	3/8	1-7/8	2.75/.134	1/2	1-1/8	
21" cut, walk behind										
	<b>95-005</b>	531005085 531-0050-85 532134149 532-1341-49 539110460 539-1104-60 777134149 777-1341-49	<b>21-1/16</b>	5 pt. Star			2.25/.134	1/8	1	
(2) for 42" cut, mulching										
	<b>195-005</b>		21-1/16	5 pt. star	5/16	3-1/8	2.25/.134	1/8	7/8	
Double Bevel version of 95-005										
	<b>95-019</b>	532139775 532-139775	21-1/16	5 pt. Star			2.25/.149	1/8	1	
(2) for 42" cut, mulching										
	<b>195-019</b>		21-3/16	5 pt. star	5/16	3-1/8	2.25/.149	1/8	15/16	
Double Bevel version of 95-019										
	<b>95-057</b>	532175064 532-1750-64 532189028 532-1890-28 532406712 532-4067-12 539111878 539-1118-78	<b>21-1/8</b>	5/8	3/8	1-7/8	2.75/.134	1/2	1-9/16	
21" cut, walk behind										
	<b>95-621</b>		21-1/8	5/8	3/8	1-7/8	2.50/.187	1/2	3/4	
GATOR® G3™										
	<b>595-621</b> <b>NEW</b>		21-1/8	5/8	3/8	1-7/8	3.00/.149	1/2	1	
GATOR® G5™										
	<b>95-043</b>	204335256 204-3352-56 532114886 532-1148-86 532-1347-68 532355256 532-3552-56 532752234 532-7522-34	<b>21-3/4</b>	5/8	3/8	1-7/8	2.00/.134	5/16	3/4	
22" cut, walk behind, mulching										



		OEM No.	Length	Center	Outer	C to C	W / T	Off	Lift	Prod. Code
<b>HUSQVARNA</b>										
	<b>95-023</b>	33214 33219 406713 532406713 532850973 56401 701213 7133219 850973 91733219 917532406713 917532850973 91756401 917701213 917701213MS 917850973 917850973MS	<b>21-3/4</b>	5/8	3/8	1-7/8	2.50/149	9/16	7/8	
22" cut, walk behind										
	<b>95-055</b>		21-3/4	5/8	3/8	1-7/8	2.50/149	9/16	1	
22" cut, walk behind, high lift										
	<b>95-021</b>	532141114	21-3/4	5/8	3/8	1-7/8	2.25/134	1/2	3/4	
22" cut, walk behind, mulching										
	<b>195-021</b>		21-3/4	5/8	3/8	1-7/8	2.25/120	1/2	15/16	
Double Bevel version of 95-021										 
	<b>95-602</b>		21-3/4	5/8	3/8	1-7/8	2.50/187	9/16	3/4	
GATOR® G3™										
	<b>595-602</b> <b>NEW</b>		21-3/4	5/8	3/8	1-7/8	3.00/149	9/16	1	
GATOR® G5™										   
	<b>95-070</b>	405380 532405380 532-4053-80 777405380 777-4053-80	<b>22-7/8</b>	5 pt. Star			2.75/164	5/16	1-1/8	
(2) for 46" cut, high lift										
	<b>195-070</b>		22-7/8	5 pt. star	5/16	3-15/16	2.75/149	5/16	1-1/8	
Double Bevel version of 95-070										 
	<b>95-074</b>	403107 532403107	22-7/8	5 pt. Star			2.25/149	3/16	15/16	
(2) for 46" cut, high lift										
	<b>96-370</b>		22-7/8	5 pt. Star			2.50/187	5/16	3/4	
GATOR® G3™										 
	<b>596-370</b>		22-7/8	5 pt. Star			3.00/187	5/16	1	
GATOR® G5™										   

		OEM No.	Length	Center	Outer	C to C	W / T	Off	Lift	Prod. Code
<b>HUSQVARNA</b>										
	<b>92-169</b> <b>NEW</b>	574860902	<b>25</b>	5/8			2.50/.203	0	1	
(3) for 72" cut, mulching, PZ29FXBF, PZ34FXBF, PZ5426FX, PZ6029FX, PZ6029PFX, PZ6030CV, PZ6034FX, PZ6034FXZT, PZ7234FX										
	<b>396-731</b>	525341101 525544701 539105476 574481401	25	5/8			3.00/.250	0	1	
GATOR® G6®										
	<b>595-807</b> <b>NEW</b>	419274 532419274 777419274 91777419274	<b>29-5/8</b>	5/8			3.00/.149	5/16	1	
GATOR® G5™, LT2213C, LT2213CA, LZ11577, LZ1577HRB, LZ1577RB, PO12530LT, PXT12530										
<b>HUSQVARNA TURF</b>										
	<b>99-127</b>	100340 101366	<b>16-1/4</b>	5/8			2.50/.203	0	1-1/16	
(2) for 32" cut, (3) for 48" cut, newer style models										
	<b>91-180</b>	483011	16-1/4	5/8			2.50/.187	0	1	
(3) for 48" cut										
	<b>91-183</b>		16-1/4	5/8			2.50/.250	0	1	
(3) for 48" cut, heavy duty										
	<b>91-313</b>		16-1/4	5/8			2.50/.203	0	1	
(3) for 48" cut										
	<b>91-368</b>		16-1/4	5/8			2.50/.203	0	1	
(3) for 48" cut, mulching										
	<b>96-310</b>		16-1/4	5/8			2.50/.203	0	3/4	
GATOR® G3™										
	<b>596-310</b>		16-1/4	5/8			3.00/.203	0	1	
GATOR® G5™										
	<b>396-716</b>		16-1/4	5/8			3.00/.250	0	1	
GATOR® G6®										
	<b>99-128</b>	100341 101485	<b>18</b>	5/8			2.50/.203	0	1-1/16	
(2) for 36" cut, (3) for 52" cut, heavy duty										
	<b>91-181</b>	363055	18	5/8			2.50/.187	0	1	
(2) for 36" cut, (3) for 52" cut, medium duty, use on series 01										
	<b>91-184</b>		18	5/8			2.50/.250	0	1	
(2) for 36" cut, (3) for 52" cut, heavy duty, W36 series										



























GROUP CONTINUES

		OEM No.	Length	Center	Outer	C to C	W / T	Off	Lift	Prod. Code
<b>HUSQVARNA TURF</b>										
GROUP  CONTINUES										
	<b>93-006</b>		18	5/8	1/4	1-5/8	2.50/.250	0	1-3/16	
(2) for 36" cut, (3) for 52" cut, super high lift - heavy duty										
	<b>96-344</b>		18	5/8			2.50/.203	0	3/4	
GATOR® G3™										
	<b>596-344</b>		18	5/8			3.00/.203	0	1	
GATOR® G5™										
	<b>396-726</b>		18	5/8			3.00/.250	0	1	
GATOR® G6®										
<b>HUSTLER</b>										
	<b>90-205</b>	784256	<b>15-11/16</b>	5/8			2.50/.203	0	13/16	
(3) for 44" cut, Fast Track, Super Mini Z, Mini Z										
	<b>96-302</b>		15-11/16	5/8			2.50/.203	0	1	
GATOR® G3™										
	<b>92-207</b>	601123	<b>16-1/2</b>	5/8			2.50/.203	0	13/16	
(3) for 48" cut, standard lift, Fas Trak, Sport, X-One										
	<b>92-737</b>	795757	16-1/2	5/8			2.50/.203	0	1-1/16	
(3) for 48" cut, high lift, Fas Trak, Sport, X-One										
	<b>92-743</b>	796623	16-1/2	5/8			2.50/.203	0	1	
(3) for 48" cut, mulching, Fas Trak, Sport, X-One										
	<b>96-308</b>		16-1/2	5/8			2.50/.203	0	1	
GATOR® G3™										
	<b>596-308</b>		16-1/2	5/8			3.00/.203	0	1	
GATOR® G5™										
	<b>396-735</b>		16-1/2	5/8			3.00/.250	0	1	
GATOR® G6®										
	<b>90-206</b>	783753	<b>17-7/8</b>	5/8			2.50/.203	0	13/16	
(3) for 52" cut, Fast Track, Mini Z, X-ONE i										
	<b>92-044</b>	795526	17-7/8	5/8			2.50/.203	0	1-1/16	
(3) for 52" cut, side discharge, Mini-Z										
	<b>96-318</b>	782532 785436 787721 794198	17-7/8	5/8			2.50/.203	0	3/4	
GATOR® G3™										

GROUP  CONTINUES

		OEM No.	Length	Center	Outer	C to C	W / T	Off	Lift	Prod. Code
<b>HUSTLER</b>		<b>GROUP  CONTINUES</b>								
	<b>596-704</b>		17-7/8	5/8			3.00/.203	0	1	
GATOR® G5™										
	<b>396-704</b>		17-7/8	5/8			3.00/.250	0	1	
GATOR® G6®										
	<b>90-207</b>	781898	<b>17-7/8</b>	5/8			3.00/.250	5/8	1	
(3) for 52" cut, Super Z										
	<b>396-711</b>		17-7/8	5/8			3.00/.250	5/8	1	
GATOR® G6®										
	<b>92-208</b>	601124	<b>18-1/2</b>	5/8			2.50/.203	0	13/16	
(3) for 54" cut, standard lift, XR7 decks										
	<b>92-738</b>	797704	18-1/2	5/8			2.50/.203	0	1	
(3) for 54" cut, mulching, XR7 decks										
	<b>596-808</b>		18-1/2	5/8			3.00/.203	0	1	
GATOR® G5™										
	<b>92-037</b>	794685	<b>20-1/2</b>	5/8			2.50/.203	0	1-1/16	
Z & Super Z, 60 XR-7 deck, side discharge										
	<b>92-038</b>	793794	20-1/2	5/8			2.50/.203	0	13/16	
3 for 60" cut										
	<b>92-736</b>	794214	20-1/2	5/8			2.50/.203	0	1	
	<b>96-319</b>	793935 794230	20-1/2	5/8			2.50/.203	0	3/4	
GATOR® G3™ (2) for Mini Fastrack, 42, side discharge and 60" XR-7 decks.										
	<b>596-319</b>		20-1/2	5/8			3.00/.203	0	1	
GATOR® G5™										
	<b>396-740</b>		20-1/2	5/8			3.00/.250	0	1	
GATOR® G6®										
	<b>90-208</b>	782516	<b>20-15/16</b>	5/8			3.00/.250	5/8	1	
60" cut, Super Z										
	<b>396-703</b>		20-15/16	5/8			3.00/.250	5/8	1	
GATOR® G6®										

		OEM No.	Length	Center	Outer	C to C	W / T	Off	Lift	Prod. Code
<b>HUSTLER</b>										
	<b>91-308</b>	795252	<b>21</b>	5/8			2.50/.203	0	1	
(3) for 60" cut, X1, Super Z, Z										
	<b>92-043</b>	795252	21	5/8			2.50/.203	0	1-1/16	
(3) for 60" cut, high lift										
	<b>96-347</b>		21	5/8			2.50/.203	0	3/4	
GATOR® G3™										
	<b>96-360</b>		21	5/8			2.50/.203	0	3/4	
GATOR® G3™										
	<b>596-347</b>		21	5/8			3.00/.203	0	1	
GATOR® G5™										
	<b>396-727</b>		21	5/8			3.00/.250	0	1	
GATOR® G6®										
	<b>92-045</b>	798496	<b>22-1/2</b>	5/8			3.00/.203	0	1-1/16	
(3) for Z, Super Z, 66, side discharge deck										
	<b>96-601</b>	798512	22-1/2	5/8			2.50/.187	0	3/4	
GATOR® G3™										
(3) for Z, Super Z, 66, side discharge and XR-7 decks										
	<b>596-601</b>		22-1/2	5/8			3.00/.203	0	1	
GATOR® G5™										
	<b>92-739</b>	795260	<b>23-7/8</b>	5/8			3.00/.203	0	1-1/16	
	<b>90-209</b>	783977	<b>23-13/16</b>	5/8			3.00/.250	5/8	1	
(3) for 72" cut, Super Z										
	<b>96-672</b>		23-13/16	5/8			3.00/.250	5/8	1	
GATOR® G3™										
<b>INGERSOLL</b>										
	<b>91-112</b>	C12262 C-24442	<b>15-9/16</b>	1-1/4	3/8	2-5/8	2.50/.187	7/16	1-1/8	
(3) for 44" cut, left hand cut										
	<b>91-117</b>	C31572	<b>17</b>	7/8 h 1-1/4 w			2.50/.187	1/2	1	
(3) for 48" cut										

		OEM No.	Length	Center	Outer	C to C	W / T	Off	Lift	Prod. Code
<b>JACOBSEN</b>										
	<b>91-342</b>	330721 500904	<b>14-7/8</b>	7/16	1/2	1-5/8	2.00/149	1/4	13/16	
(3) for 42" cut										
	<b>91-180</b>	390666	<b>16-1/4</b>	5/8			2.50/187	0	1	
(3) for 48" cut, high lift, Crew Chief and Crew King										
	<b>91-183</b>		16-1/4	5/8			2.50/250	0	1	
(3) for 48" cut										
	<b>91-313</b>		16-1/4	5/8			2.50/203	0	1	
(3) for 48" cut										
	<b>99-127</b>		16-1/4	5/8			2.50/203	0	1-1/16	
(3) for 48" cut										
	<b>91-368</b>		16-1/4	5/8			2.50/203	0	1	
(3) for 48" cut, mulching										
	<b>96-310</b>		16-1/4	5/8			2.50/203	0	3/4	
GATOR® G3™										
	<b>596-310</b>		16-1/4	5/8			3.00/203	0	1	
GATOR® G5™										
	<b>396-716</b>		16-1/4	5/8			3.00/250	0	1	
GATOR® G6®										
	<b>91-335</b>		<b>18</b>	5/8			2.50/203	0	1	
(3) for 52" cut, mulching										
	<b>91-184</b>		18	5/8			2.50/250	0	1	
(2) for 36" cut, (3) for 52" cut, heavy duty										
	<b>91-256</b>		18	5/8			2.50/203	0	1	
(2) for 36" cut, (3) for 52" cut										
	<b>96-344</b>	363055 390665	18	5/8			2.50/203	0	3/4	
GATOR® G3™ (2) for 36" cut, (3) for 52" cut, W36 Series										
	<b>596-344</b>		18	5/8			3.00/203	0	1	
GATOR® G5™										
	<b>396-726</b>		18	5/8			3.00/250	0	1	
GATOR® G6®										

		OEM No.	Length	Center	Outer	C to C	W / T	Off	Lift	Prod. Code
<b>JACOBSEN</b>										
	<b>92-013</b>	3007759	<b>20-13/16</b>	1/2			2.50/250	0	1	
(3) for 60" cut, Turf Cat, (11) for HR 9016 Turbo										
	<b>392-013</b> <b>NEW</b>		20-13/16	1/2			3.00/.250	0	1	
GATOR® G6®										
	<b>93-013</b>	112243-03	<b>21</b>	5/8			2.50/250	1/2	5/8	
(3) for 60" cut, 940000-970000 series, Frontline 951, HR6010, LHAM002, LMAB, LMAC, Ransomes, RD deck, Turfcats 628D, ZT220D										
	<b>93-011</b>	112111-03	21	5/8			2.50/250	1/2	1-1/8	
(3) for 60" cut, high lift, 2260ES, JZT2230, JZT2250, Procut Z, ZT231										
	<b>91-135</b>		21	5/8			2.50/203	1/2	1	
(3) for 61" cut, high lift										
	<b>596-702</b>		21	5/8			3.00/203	1/2	1	
GATOR® G3™										
	<b>396-702</b>		21	5/8			3.00/250	1/2	1	
GATOR® G6®										
	<b>91-364</b>	JT391040	<b>23</b>	1/2	3/8	2-7/8	2.50/250	0	11/16	
(3) 91-364 & (4) 91-363 per deck, RH cut, fits HR511 model										
	<b>96-795</b>		23	1/2	3/8	2-7/8	2.50/250	0	1	
GATOR® G3™										
	<b>91-363</b>	JT391039	<b>23</b>	1/2	3/8	2-7/8	2.50/250	0	11/16	
(4) 91-363 & (3) 91-364 per deck, LH cut, fits HR511										
	<b>96-696</b>		23	1/2	3/8	2-7/8	2.50/250	0	1	
GATOR® G3™										
	<b>91-352</b>	390515	<b>24-15/16</b>	7/16	3/8	2-7/8	2.50/250	0	13/16	
(3) for 72" cut, Turfcats										
	<b>396-736</b>		24-15/16	7/16	3/8	2-7/8	3.00/250	0	1	
GATOR® G6®										

		OEM No.	Length	Center	Outer	C to C	W/T	Off	Lift	Prod. Code
<b>JOHN DEERE</b>										
	<b>91-385</b>	AM30698 M41237	<b>14</b>	11/16			2.00/.203	0	7/8	
(3) for 38" cut, Model 38, 39 & 41 deck										
	<b>91-389</b>	AM31100 M41967	<b>16</b>	11/16			2.00/.203	0	13/16	
(3) for 46" cut, Model 46-47-48 deck										
	<b>91-448</b>	M127466	16	11/16			2.50/.203	0	15/16	
(3) for 46" cut, lawn tractor, used on Scotts mower										
	<b>96-394</b>		16	11/16			2.50/.203	0	1	
GATOR® G3™										
	<b>596-307</b>		16	11/16			3.00/.203	0	1	
GATOR® G5™										
	<b>396-725</b>		16	11/16			3.00/.250	0	1	
GATOR® G6®										
	<b>91-620</b>		<b>16-1/2</b>	5/8			2.50/.203	0	1	
(3) for 48" cut										
	<b>91-621</b>		16-1/2	5/8			3.00/.203	0	1-1/2	
(3) for 48" cut, high lift										
	<b>96-308</b>	M73509	16-1/2	5/8			2.50/.203	0	1	
GATOR® G3™ (3) for 48" cut, commercial walk behind V style deck										
	<b>596-308</b>		16-1/2	5/8			3.00/.203	0	1	
GATOR® G5™										
	<b>396-735</b>		16-1/2	5/8			3.00/.250	0	1	
GATOR® G6®										
	<b>91-447</b>	M135589	<b>16-9/16</b>	3/4			2.50/.203	7/16	1-1/16	
(3) for 48" cut, Yard Tractor, high lift for bagging										
	<b>96-618</b>		16-9/16	3/4			2.50/.203	7/16	1	
GATOR® G3™										
	<b>91-381</b>	M114581 M115328 M115495	<b>16-5/8</b>	13/16			2.50/.203	3/8	1-3/16	
(3) for 48" cut, new style										
	<b>91-401</b>	M135589 M76466	16-5/8	13/16			2.50/.203	5/16	13/16	
(3) for 48" cut										






















































GROUP CONTINUES





















		OEM No.	Length	Center	Outer	C to C	W / T	Off	Lift	Prod. Code
<b>JOHN DEERE</b>										
GROUP  CONTINUES										
	<b>91-383</b>	M113517	16-5/8	13/16			2.50/.203	1/4	3/4	
(3) for 48" cut, mulching, Tri-cycler										
	<b>491-381</b>		16-5/8	13/16			2.50/.203	3/8	1-3/16	
	<b>96-332</b>	M111522	16-5/8	13/16			2.50/.203	3/8	1	
GATOR® G3™ Do not use with mulching kit installed.										
	<b>596-332</b>		16-5/8	13/16			3.00/.203	3/8	1	
GATOR® G5™ — Hi-Lift (do not use with mulching kit installed)										
	<b>396-732</b>		16-5/8	13/16			3.00/.250	3/8	1	
GATOR® G6® (do not use with mulching kit installed)										
	<b>90-348</b>	M145476 M127500	<b>16-15/16</b>	13/16			2.50/.203	9/16	1-1/8	
(3) for 48" cut, 48C convertible deck X324, Z445										
	<b>96-354</b>	M127673	16-15/16	13/16			2.50/.203	9/16	3/4	
GATOR® G3™										
	<b>596-354</b>		16-15/16	13/16			3.00/.203	5/8	1	
GATOR® G5™										
	<b>396-354</b> <b>NEW</b>		16-15/16	13/16			3.00/.250	5/8	1	
GATOR® G6®										
	<b>91-445</b>		<b>17</b>	13/16			2.50/.203	1/2	1-3/16	
(3) for 48" cut, new style deck introduced in 1999, LT166										
	<b>96-377</b>		17	13/16			2.50/.203	1/2	3/4	
GATOR® G3™										
	<b>596-377</b>		17	13/16			3.00/.164	1/2	1	
GATOR® G5™										
	<b>91-108</b>	GX20250 GY20568	<b>17</b>	11/16	3/8	3-11/16	2.50/.164	3/8	1-3/16	
(3) for 48" cut, L120, L130, Sabre 1642HS, 1742HS, 1948GV, 1948HV, 2148HV										
	<b>191-108</b>		17	11/16	3/8	3-11/16	2.51/.149	1/4	1	
Double Bevel version of 91-108										
	<b>91-496</b> <b>NEW</b>	GX20434	17	11/16	3/8	3-11/16	2.50/.164	1/4	1-3/8	
(3) for 48" cut, Hi Lift										
	<b>92-675</b>	GX20819	17	11/16	3/8	3-11/16	2.50/.187	3/8	1-3/16	
GATOR® G3™										

		OEM No.	Length	Center	Outer	C to C	W / T	Off	Lift	Prod. Code
<b>JOHN DEERE</b>										
	<b>92-104</b>	GX21784 GY20852	<b>17</b>	7 pt. Star			2.75/164	3/16	1-3/16	
(3) for 48" cut, 100 Series, D140/D160, X140, X165, Z245										
	<b>91-586</b> <b>NEW</b>	GX21785	17	7 pt. Star			2.50/187	1/4	1-3/8	
(3) for 48" cut, high lift, 100 Series, D140/D160, X140, X165, Z245										
	<b>92-105</b>	GX21786	17	7 pt. Star			2.75/164	1/4	1-1/4	
(3) for 48" cut, mulching, 100 Series, D140/D160, X140, X165, Z245										
	<b>92-616</b>	AM137757 AM137758 AM141035 AM141036	17	7 pt. Star			2.50/187	1/4	3/4	
GATOR® G3™										
	<b>592-616</b>		17	7 pt. Star			3.00/164	5/16	1	
GATOR® G5™										
	<b>91-079</b>	M136194	<b>17-1/16</b>	7/8			2.50/250	7/16	1-1/16	
(3) for 48" cut, 7-Iron deck										
	<b>396-770</b>	M136185 TCU14939 TCU18678 TCU21475 TCU30315	17-1/16	7/8			3.00/250	7/16	1	
GATOR® G6®										
	<b>91-393</b>	AM39966 M86209	<b>17-3/16</b>	11/16			2.50/203	0	13/16	
(3) for 50" cut, 285 model series										
	<b>596-331</b>	AM106634 M76461	17-3/16	11/16			3.00/203	0	1	
GATOR® G5™										
	<b>396-738</b>		17-3/16	11/16			3.00/250	0	1	
GATOR® G6®										
	<b>91-064</b>	AM104490	<b>18</b>	5/8			2.50/203	0	1	
(2) for 36" cut, (3) for 52" cut, high lift, for commercial walk behind										
	<b>91-335</b>	PT8721	18	5/8			2.50/203	0	1	
(3) for 52" cut, mulching										
	<b>91-184</b>		18	5/8			2.50/250	0	1	
(2) for 36" cut, (3) for 52" cut, heavy duty										
	<b>91-256</b>		18	5/8			2.50/203	0	1	
(2) for 36" cut, (3) for 52" cut										























GROUP CONTINUES

		OEM No.	Length	Center	Outer	C to C	W / T	Off	Lift	Prod. Code
<b>JOHN DEERE</b>										
GROUP  CONTINUES										
	<b>96-344</b>		18	5/8			2.50/.203	0	3/4	
GATOR® G3™										
	<b>596-344</b>		18	5/8			3.00/.203	0	1	
GATOR® G5™										   
	<b>396-726</b>		18	5/8			3.00/.250	0	1	
GATOR® G6®										    
	<b>92-103</b>	GX21380 GY20679 GY20684 GY20686	<b>18-5/8</b>	7 pt. Star			2.75/.187	1/4	1-1/8	
(3) for 54" cut, 100 series and D170										
	<b>92-617</b>		18-5/8	7 pt. Star			2.50/.187	3/8	3/4	
GATOR® G3™										
	<b>592-617</b>		18-5/8	7 pt. Star			3.00/.164	3/8	1	
GATOR® G5™										   
	<b>91-380</b>	M115496 M114582 M115329	<b>18-5/8</b>	13/16			2.50/.203	3/8	1-1/8	
(3) for 54" cut, new style										
	<b>491-380</b>		18-5/8	13/16			2.50/.203	3/8	1-1/8	
										
	<b>91-404</b>	M135590 M76467	18-5/8	13/16			2.50/.203	5/16	7/8	
(3) for 54" cut, performance blade										
	<b>91-384</b>	M113518	18-5/8	13/16			2.50/.203	3/8	3/4	
(3) for 54" cut, Tricycler										
	<b>96-306</b>	M111523	18-5/8	13/16			2.50/.203	3/8	1	
GATOR® G3™										
	<b>596-306</b>		18-5/8	13/16			3.00/.203	3/8	1	
GATOR® G5™										   
	<b>396-706</b>		18-5/8	13/16			3.00/.250	3/8	1	
GATOR® G6®										    
	<b>90-354</b>	M143520	<b>19</b>	13/16			2.75/.250	1/2	1-3/8	
(3) for 54" cut, 2210, 4010, 4110, 4115, 4210, 4310, 4410, 4510, 4610, 4710, GT225, GT235, GT235E, GT245, GX255, GX325, GX335, GT345, GX355, LX255, LX266, LX277, LX279, LX280, LX288, X series, Z425, Z445										
	<b>596-719</b>	M145516 M152726	19	13/16			3.00/.203	1/2	1	
GATOR® G3™										   
	<b>396-719</b>		19	13/16			3.00/.250	1/2	1	
GATOR® G6®										    

















































		OEM No.	Length	Center	Outer	C to C	W / T	Off	Lift	Prod. Code
<b>JOHN DEERE</b>										
	<b>91-138</b>	M136195 TCU30316	<b>19-1/16</b>	7/8			2.50/.250	7/16	1-1/16	
(3) for 54" cut, 7-Iron deck, Z Track, Signature Series										
	<b>92-118</b>	M144652 M164016 TCU30317	19-1/16	7/8			3.00/.250	7/16	1-5/16	
(3) for 54", high lift, Z Track, Signature Series										
	<b>96-364</b>	M143520 M135334	19-1/16	7/8			2.50/.203	7/16	3/4	
GATOR® G3™										
	<b>596-769</b>		19-1/16	7/8			3.00/.203	7/16	1	
GATOR® G6®										
	<b>396-769</b>		19-1/16	7/8			3.00/.250	7/16	1	
GATOR® G6®										
	<b>91-392</b>	AM100946 M82408	<b>19-1/2</b>	11/16			2.50/.203	7/16	3/4	
(2) for 38" cut, standard lift										
	<b>91-398</b>	AM100991 AM37979 M83459	19-1/2	11/16			3.00/.203	7/16	1-3/4	
(2) for 38" cut, super high lift										
	<b>191-392</b>		19-1/2	11/16	3/8	4	2.53/.203	7/16	5/8	
Double Bevel version of 91-392										
	<b>91-400</b>	AM100945 M84472	19-1/2	11/16			3.00/.203	7/16	1-1/2	
(2) for 38" deck, medium lift										
	<b>91-403</b>	M112991	19-1/2	11/16			2.50/.203	7/16	1-3/16	
(2) for 38" cut, mulcher										
	<b>96-309</b>	M112974 M118958 AM104652 M74449	19-1/2	11/16			2.50/.203	7/16	3/4	
GATOR® G3™										
	<b>96-709</b>		19-1/2	11/16			2.50/.250	7/16	1	
GATOR® G3™										
	<b>596-309</b>		19-1/2	11/16			3.00/.203	7/16	1	
GATOR® G5™										
	<b>396-709</b>		19-1/2	11/16			3.00/.250	7/16	1	
GATOR® G6®										


























		OEM No.	Length	Center	Outer	C to C	W / T	Off	Lift	Prod. Code
<b>JOHN DEERE</b>										
	<b>92-109</b>	AM100991 AM137324 AM137326 AM141041 M153118 M154159 M83459	<b>19-7/16</b>	7 pt. Star			3.00/.203	7/16	1-3/4	
(2) for 38" cut, standard deck										
	<b>396-352</b> <b>NEW</b>		19-7/16	7 pt. Star			3.00/.250	7/16	1	
GATOR® G6®										
	<b>91-391</b>	AM35557 M112847 M48452	<b>20-7/16</b>	3/4			2.00/.203	0	1	
(3) for 60" cut, 1476, 160, 260, 261, 318, 400, 420, 430										
	<b>91-394</b>	AM100538 M141785 M87622	<b>20-1/2</b>	7/8			2.50/.312	0	1	
(3) 60" cut, 160, 2210, 261, 318, 400, 4010, 4100, 4110, 4115, 420, 4200, 4210, 430, 4300, 4310, 4400, 4410, 4500, 4510, 4600, 4610, 4700, 4710, 655, 755, 802, 855, 955										
	<b>96-734</b>	M113878	20-1/2	7/8			2.50/.250	0	1	
GATOR® G3™										
	<b>596-734</b>		20-1/2	7/8			3.00/.203	0	1	
GATOR® G5™										
Supplied with washer. Washer must be used on all models										
	<b>396-734</b>		20-1/2	7/8			3.00/.250	0	1	
GATOR® G6®										
	<b>91-443</b>	M111453 M112738 M112972 M125413 M77178	<b>20-7/8</b>	7/8	3/8	3-11/16	2.75/.134	3/8	1	
21" cut, Tri-cycler walk behind mower, 145Z										
	<b>92-011</b>	PT14764 PT7132	<b>21</b>	5/8	1/2	2-9/16	3.00/.120	11/16	7/8	
21" cut, walk behind mower made by Lawn Boy Tri-cut design.										
	<b>91-078</b>	M128485	<b>21-1/16</b>	7/8			2.50/.312	7/16	7/8	
(3) for 60" cut, 7 Iron decks, 1400, 1500, 2520, 495, 4100, 4200, 4400, 4500, 4600, 4700, 595, 600L, M665, Z-Trac (520, 667, 757, 797, 720, 820, 830, 840, 850, 860, 915)										
	<b>92-113</b>	M144196 TCU15881	21-1/16	7/8			3.00/.250	1/2	1-1/4	
(3) for 60" cut, high lift, 7 Iron decks, 1400, 1500, 2520, 495, 4100, 4200, 4400, 4500, 4600, 4700, 595, 600L, M665, Z-Trac (520, 667, 757, 797, 720, 820, 830, 840, 850, 860, 915)										

GROUP  CONTINUES

	OREGON	OEM No.	Length	Center	Outer	C to C	W/T	Off	Lift	Prod. Code
<b>JOHN DEERE</b>										
GROUP  CONTINUES										
	<b>96-730</b>		21-1/16	7/8			2.50/.203	1/2	3/4	
GATOR® G3™										
	<b>596-730</b>	M131958 M133381 M134382 M163983 M168223 TCU18990	21-1/16	7/8			3.00/.203	7/16	1	
GATOR® G5™ Supplied with washer. Washer must be used on all models										
	<b>396-730</b>		21-1/16	7/8			3.00/.250	7/16	1	
GATOR® G6®										
	<b>91-446</b>	M148613	<b>21-1/4</b>	13/16			2.50/.203	13/16	1-1/4	
(2) for 42" cut, model GT225, LX225, LX279, GT225, GT235										
	<b>91-604</b>	M139975 M139976 M139977 M159046 M159047	21-1/4	13/16			2.50/.203	13/16	3/4	
GATOR® G3™										
	<b>591-604</b>		21-1/4	13/16			3.00/.203	13/16	1	
GATOR® G5™										
	<b>91-139</b>	GX20249 GY20567	<b>21-3/8</b>	5/8	7/16	3-11/16	2.50/.164	3/8	15/16	
(2) for a 42" cut, 100 series tractor										
	<b>191-139</b>		21-3/8	5/8	3/8	3-11/16	2.52/.149	7/16	1	
Double Bevel version of 91-139										
	<b>92-676</b>	GX20433	21-3/8	5/8	3/8	3-11/16	2.50/.187	3/8	1	
GATOR® G3™										
	<b>92-119</b>	M148613 M159046 (MULCH) M159047 (HL)	<b>21-3/8</b>	13/16			2.75/.187	7/8	1-1/4	
(2) for 42" cut, 42C Deck										
	<b>92-110</b>	AM137327 AM141032 M154061	<b>21-3/8</b>	7 pt. Star			2.75/.203	3/8	1-5/16	
(2) for 42" cut, standard deck, X300/Z225										
	<b>92-111</b>	AM137329 AM141034 M154062	21-3/8	7 pt. Star			2.75/.187	1/2	1-5/16	
(2) for 42" cut, standard deck										
	<b>92-106</b>	AM137328 AM141033 GX22151	21-3/8	7 pt. Star			2.75/.164	1/2	7/8	
(2) for 42" cut, 102/115/125/135/D100/D110/D130/LA105/LA135										
	<b>192-106</b>		21-3/8	7 pt. Star			2.75/.164	7/16	7/8	
Double Bevel version of 92-106										

GROUP CONTINUES

		OEM No.	Length	Center	Outer	C to C	W / T	Off	Lift	Prod. Code
<b>JOHN DEERE</b>										
GROUP  CONTINUES										
	<b>92-615</b>	AM13733 GY20850	21-3/8	7 pt. Star			2.50/.203	1/4	3/4	
GATOR® G3™ (2) for 42" cut, 102/115/125/135										
	<b>96-356</b>	AM137328	21-3/8	7 pt. Star			2.75/.203	3/8	1	
GATOR® G3™										
	<b>592-615</b>		21-3/8	7 pt. Star			3.00/.203	5/16	1	   
GATOR® G5™										
	<b>596-356</b>		21-3/8	7 pt. Star			3.00/.203	3/8	1	   
GATOR® G5™										
	<b>92-108</b>	AM137330 AM140973 M145968 M149421 M149422	<b>21-3/8</b>	7 pt. Star			2.75/.187	7/16	15/16	
RH blade for 42" mulcher										
	<b>91-449</b>	M127129 M139802	<b>21-7/16</b>	11/16			2.50/.164	1/2	1-1/16	
(2) for 42" cut, yard tractor, mulcher, models made by John Deere										
	<b>96-340</b>	AM137327 M156416 M154061 M145969	21-7/16	11/16			2.50/.203	1/2	1	
GATOR® G3™										
	<b>90-309</b>	M143504	<b>21-5/8</b>	3/4			2.50/.250	1/2	1-1/4	
(3) for 62" cut, 2305, 2000/3000/4000 series compact utility tractors, X(465, 475, 485, 495, 575, 585, 595, 700, 720, 724, 728, 740, 744, 748)										
	<b>596-771</b>		21-5/8	13/16			3.00/.203	7/16	1	   
GATOR® G5™										
	<b>396-771</b>		21-5/8	3/4			3.00/.250	7/16	1	    
GATOR® G6®										
	<b>92-120</b>	TCU51118	<b>21-7/8</b>	7/8			2.50/.312	3/8	7/8	
	<b>596-722</b> <b>NEW</b>	M144297	21-7/8	7/8			3.00/.203	3/8	1	   
GATOR® G5™										
	<b>396-722</b>		21-7/8	7/8			3.00/.250	1/2	1	    
GATOR® G6®										
	<b>396-710</b>	M144935	21-7/8	7/8			3.00/.250	3/8	1	    
GATOR® G6®										

	<b>OREGON</b>	OEM No.	Length	Center	Outer	C to C	W / T	Off	Lift	Prod. Code
<b>JOHN DEERE</b>										
	<b>91-395</b>	AM102401 AM38314 M141786 M80783	<b>24-15/16</b>	7/8			2.50/.312	0	1	
(3) for 72" cut										
	<b>596-775</b> <b>NEW</b>		24-15/16	7/8			3.00/.203	0	1	
GATOR® G5™ Supplied with washer. Washer must be used on all models										
	<b>396-775</b>		24-15/16	7/8			3.00/.250	0	1	
GATOR® G6®										
	<b>92-114</b>	TCU15882	<b>25</b>	7/8			3.00/.250	1/2	1-1/4	
(3) for 72" cut, 7-Iron Deck										
	<b>596-743</b> <b>NEW</b>		25	7/8			3.00/.203	7/16	1	
GATOR® G5™										
	<b>396-743</b>	EPC201693 M141669 M142514	25	7/8			3.00/.250	1/2	1	
GATOR® G6®										
	<b>91-399</b>	AM101538 AM36407 M89454	<b>29-9/16</b>	5/8			2.50/.203	7/16	1-3/8	
30" cut, formed center for washer, standard lift										
<b>KEES (YAZOO)</b>										
	<b>95-084</b>	539112078	<b>14-5/8</b>	5 pt. Star			2.50/.203	0	1	
(3) for 42" cut, ZEK42200										
	<b>95-088</b>		14-5/8	5 pt. Star			2.50/.203	0	3/4	
GATOR® G3™										
	<b>595-088</b>		14-5/8	5 pt. Star			3.00/.164	0	1	
GATOR® G5™										
	<b>93-005</b>		<b>16-1/4</b>	5/8	1/4	1-5/8	2.50/.250	0	1-3/16	
(3) for 48" cut, W48 series, W32 series, high lift										
	<b>91-180</b>	483011	16-1/4	5/8			2.50/.187	0	1	
(3) for 48" cut										
	<b>91-313</b>		16-1/4	5/8			2.50/.203	0	1	
(3) for 48" cut										
	<b>99-127</b>	100340 101366	16-1/4	5/8			2.50/.203	0	1-1/16	
(2) for 32" cut, (3) for 48" cut, newer style models, HKW4814, HVG48161, MKW48121, MKW48141, MKH48141, ZMB48181, ZMKW48191										
























GROUP  CONTINUES















































		OEM No.	Length	Center	Outer	C to C	W / T	Off	Lift	Prod. Code
<b>KEES (YAZOO)</b>			<b>GROUP ↑ CONTINUES</b>							
	<b>91-368</b>		16-1/4	5/8			2.50/203	0	1	
(3) for 48" cut, mulching										
	<b>91-183</b>		16-1/4	5/8			2.50/250	0	1	
(3) for 48" cut, heavy duty										
	<b>95-087</b>	539113425	<b>16-1/4</b>	5 pt. Star			2.50/203	0	1	
(3) for 48" cut, ZEKH48240										
	<b>595-087</b>		16-1/4	5 pt. Star			3.00/164	0	1	
GATOR® G5™										
	<b>91-181</b>	363055	<b>18</b>	5/8			2.50/187	0	1	
(2) for 36" cut, (3) for 52" cut, use on series 0,1 medium duty										
	<b>99-128</b>	100341 101485	18	5/8			2.50/203	0	1-1/16	
(2) for 36" cut, (3) for 52" cut, heavy duty HKW52141, HVG52161, HKH52181, MKW36121, MKW36141, ZMKH52231, ZKH5221, ZKH52251, ZMKW52231, ZWKH52253										
	<b>91-184</b>		18	5/8			2.50/250	0	1	
(2) for 36" cut, (3) for 52" cut, heavy duty, W36 series										
	<b>93-006</b>		18	5/8	1/4	1-5/8	2.50/250	0	1-3/16	
(2) for 36" cut, (3) for 52" cut, super high lift, heavy duty										
	<b>96-344</b>		18	5/8			2.50/203	0	3/4	
GATOR® G3™										
	<b>596-344</b>		18	5/8			3.00/203	0	1	
GATOR® G5™										
	<b>396-726</b>		18	5/8			3.00/250	0	1	
GATOR® G6®										
	<b>91-308</b>	101733	<b>21</b>	5/8			2.50/203	0	1	
(3) for 61" cut, ZKH61221, ZKH61251, ZMKW61231, ZVHO61242, ZVKH61272, ZVKW61252, ZWKH61303, ZWKH61243, ZWKH61273										
	<b>96-347</b>		21	5/8			2.50/203	0	3/4	
GATOR® G3™										
	<b>96-360</b>		21	5/8			2.50/203	0	3/4	
GATOR® G3™										


















GROUP ↓ CONTINUES

		OEM No.	Length	Center	Outer	C to C	W / T	Off	Lift	Prod. Code
<b>KEES (YAZOO)</b>										
GROUP  CONTINUES										
	<b>596-347</b>		21	5/8			3.00/.203	0	1	
GATOR® G5™										
	<b>396-727</b>		21	5/8			3.00/.250	0	1	
GATOR® G6®										
	<b>95-048</b>		<b>21</b>	5 pt. Star			2.25/.187	0	1	
(2) for 42" cut, high lift										
	<b>195-048</b>		21	5 pt. star	5/16	3-1/8	2.25/.187	0	3/4	
Double Bevel version of 95-048										
	<b>95-086</b>	539113312	21	5 pt. Star			2.50/.203	0	1.000	
(3) for 61" cut, ZELKH6125										
	<b>96-900</b>		21	5 pt. Star			2.50/.187	0	3/4	
GATOR® G3™										
	<b>596-900</b>		21	5 pt. Star			3.00/.164	0	1	
GATOR® G5™										
	<b>92-169</b> <b>NEW</b>		<b>25</b>	5/8			2.50/.203	0	1	
(3) for 72" cut, mulching										
	<b>396-731</b>	72303 539105476	25	5/8			3.00/.250	0	1	
GATOR® G6®										
<b>KING KUTTER</b>										
	<b>96-802</b>	514857	<b>20</b>	1/2			2.50/.250	1/2	3/4	
GATOR® G3™										
	<b>91-452</b>	190320 502324	<b>20-1/16</b>	1/2			2.00/.250	1/2	7/8	
(3) for 60" cut, left hand cut, RFM-60										
	<b>91-453</b>	190324 190424 502324	<b>24-1/16</b>	1/2			2.00/.250	1/2	7/8	
(3) for 72" cut, left hand cut, RFM-72, RSFM-72										
<b>KUBOTA</b>										
	<b>91-430</b>	70712-34330 70000-2503	<b>15-3/8</b>	11/16	3/8	1-1/2	2.00/.187	0	1	
(3) for 44" cut, model RC44G										
	<b>92-124</b>	K5576-34350 K5576-97530	<b>16-5/8</b>	7/8			2.50/.250	9/16	1-1/8	
(3) for 48" cut, RCK48P-222Z										
	<b>592-124</b>	K5576-34340	16-5/8	7/8			3.00/.203	5/8	1	
GATOR® G5™										

		OEM No.	Length	Center	Outer	C to C	W / T	Off	Lift	Prod. Code
<b>KUBOTA</b>										
	<b>92-047</b>	K5575-34330 K5575-97530	<b>16-9/16</b>	11/16			2.50/.250	1/2	1-1/8	
(3) for 48" cut, ZG2048										
	<b>392-047</b> <b>NEW</b>		16-9/16	11/16			3.00/.250	1/2	1	
GATOR® G6® 										
	<b>91-495</b>	K5182-71840	<b>16-5/8</b>	11/16			2.00/.250	1/8	3/4	
(3) for 48" cut RCK48-16B, RCK48-22BX, RCK48TG										
	<b>91-433</b>	70000-25005 76500-34330	<b>16-11/16</b>	11/16			2.00/.203	0	1-1/16	
(3) for 48" cut, model RC48G										
	<b>91-435</b>	70000-34330 76505-34330	<b>16-11/16</b>	11/16			2.00/.250	3/8	1-1/16	
(3) for 48" cut, deck RC48-62H, RC48-62A/F & RC48G, center mount mower										
	<b>91-760</b>	5081	<b>16-3/4</b>	5/8			1.75/.203	13/16	13/16	
(3) for 48" cut, left hand cut										
	<b>91-436</b>	70000-00605 70000-25004 76529-34330	<b>18-5/8</b>	1-1/8			2.50/.250	1/2	1-1/16	
(3) for 54" cut, center mount mower										
	<b>396-796</b>		18-5/8	1-1/8			3.00/.250	1/2	1	
GATOR® G6® 										
	<b>92-132</b>	K5615-97520 K5764-34330 K5764-34340 K5764-34342	<b>18-5/8</b>	1-1/8			2.50/.250	5/8	13/16	
(3) for 54" cut, RCK54-18Z										
	<b>92-125</b>	K5615-34330 K5615-34340	18-5/8	1-1/8			2.50/.250	5/8	1-1/8	
(3) for 54" cut, RCK54-18Z, RCK54P-321Z, ZD18, ZD321										
	<b>396-811</b>	K5615-34342 K5618-34340	18-5/8	1-1/8			3.00/.250	5/8	1	
GATOR® G6® 										
	<b>92-127</b>	K5619-34350 K5619-97530	<b>18-5/8</b>	7/8			2.50/.250	9/16	1-1/8	
(3) for 54" cut, RCK54P-227Z, RCK54P-321Z, ZD221, ZG227										
	<b>596-812</b> <b>NEW</b>		18-5/8	7/8			3.00/.203	5/8	1	
GATOR® G5™ 										
	<b>396-812</b>		18-5/8	7/8			3.00/.250	5/8	1	
GATOR® G6® 										

		OEM No.	Length	Center	Outer	C to C	W / T	Off	Lift	Prod. Code
<b>KUBOTA</b>										
	<b>92-048</b>	K5617-34330	<b>18-5/8</b>	11/16			2.50/.250	1/2	1-1/8	
(3) for 54" cut, ZG2354, GR2120										
	<b>396-748</b>	K5231-92340 K5617-97590	18-5/8	11/16			3.00/.250	1/2	1	
GATOR® G6®										
	<b>92-121</b>	K5111-71940 K5111-97520	<b>20-3/8</b>	11/16			2.50/.250	5/8	1-1/8	
(2) for 40" cut, RCK40LT, RCK40LTB, RCK40-16T, T1460										
	<b>92-122</b>	K5112-71940	20-3/8	11/16			2.50/.250	9/16	1-1/8	
(2) for 40" cut, RCK40LT, RCK40LTB, RCK40-16T, T1460										
	<b>91-429</b>	70000-25006 70722-34330	<b>20-7/16</b>	3/4			2.00/.203	0	15/16	
(3) for 60" cut, fits models MR6000 and RC-60, front mount mowers										
	<b>92-049</b>	K5647-34340 K5647-97530 K5668-97530	<b>20-1/2</b>	1-1/8			2.50/.250	9/16	1-1/8	
(3) for 60" cut, ZD(21, 25F, 28, 323, 326P, 331P, 331LP), ZG327										
	<b>92-130</b>	K5645-97520 K5651-34330 K5651-34340	20-1/2	1-1/8			2.50/.250	5/8	13/16	
(3) for 60" cut, RCK60-21Z, RCK60-24B, B3030, B7510, B7610, B7800, F2560E, F3060, ZD18, ZD21										
	<b>92-128</b>	K5645-34330 K5645-34340 K5645-97530	20-1/2	1-1/8			2.50/.250	5/8	1-1/8	
(3) for 60" cut, RCK60-21Z, RCK60-24B, B3030, B7510, B7610, B7800, F2560E, F3060, ZD18, ZD21										
	<b>96-363</b>		20-1/2	1-1/8			2.50/.203	9/16	3/4	
GATOR® G3™										
	<b>596-810</b>		20-1/2	1-1/8			3.00/.203	9/16	1	
GATOR® G5™										
	<b>396-810</b>		20-1/2	1-1/8			3.00/.250	1/2	1	
GATOR® G6®										
(3) for 60" cut, ZG and ZD models										
	<b>92-115</b>	K5371-34330 K5371-34340 K5371-95520 K5371-99040	<b>20-1/2</b>	7/8			2.50/.250	5/8	3/4	
(3) for 60" cut, for Z Series riders										
	<b>396-612</b>		20-1/2	7/8			3.00/.250	5/8	1	
GATOR® G6®										
	<b>92-123</b>	K5371-97520 K5371-9940 K5371-34340	<b>20-9/16</b>	7/8			2.50/.250	7/16	13/16	
(3) for 60" cut, RCK60B-23BX, BX2660, BX24, BX7510										

		OEM No.	Length	Center	Outer	C to C	W / T	Off	Lift	Prod. Code
<b>KUBOTA</b>										
	<b>91-438</b>	70000-00602 70000-25001 76539-34330	<b>20-9/16</b>	1-1/8			2.50/.250	1/2	1-1/8	
(3) for 60" cut, B1550, B1750, F2560E, F3060, G1900, G2000										
	<b>596-787</b>		20-9/16	1-1/8			3.00/.203	1/2	1	
GATOR® G5™										   
	<b>396-787</b>		20-9/16	1-1/8			3.00/.250	1/2	1	
GATOR® G6®										    
	<b>91-417</b>	65621-37210	<b>20-11/16</b>	3/4	9/16	3-9/16	2.25/.149	1/2	11/16	
21" cut, high lift, self-propelled, 5HP walk-behind										
	<b>92-116</b>	K5677-34340	<b>24-1/2</b>	1-1/8			2.50/.250	5/8	1-3/16	
(3) for 72" cut, Pro Deck										
	<b>91-493</b>	70000-25002 70000-25013 70000-25030 76553-34330 K5676-97520	24-1/2	1-1/8			2.50/.250	9/16	7/8	
(3) for 72" cut, RC72 Deck used on B2150D, F2560, F3060										
	<b>96-372</b>	70000-25030 70090-30708	24-1/2	1-1/8			2.50/.250	9/16	3/4	
GATOR® G3™										
	<b>596-717</b> <b>NEW</b>		24-1/2	1-1/8			3.00/.203	9/16	1	
GATOR® G5™										   
	<b>396-717</b>		24-1/2	1-1/8			3.00/.250	1/2	1	
GATOR® G6®										    
	<b>396-814</b>		24-1/2	1-1/8			3.00/.250	5/8	1	
GATOR® G6®										    
<b>LANDPRIDE</b>										
	<b>92-175</b> <b>NEW</b>	890-326C	<b>16-7/8</b>	1			2.50/.250	3/4	13/16	
AFM4011, 40133, 4211										
	<b>92-174</b> <b>NEW</b>	890-874C	<b>17-13/16</b>	5/8			2.50/.203	0	7/8	
(3) for 52" cut, Razor Z52, ZR52, ZRP52										
	<b>90-208</b>	839-179C	<b>20-15/16</b>	5/8			3.00/.250	5/8	1	
60" cut										
	<b>396-703</b>		20-15/16	5/8			3.00/.250	5/8	1	
GATOR® G6®										    































	<b>OREGON</b>	OEM No.	Length	Center	Outer	C to C	W / T	Off	Lift	Prod. Code
<b>LANDPRIDE</b>										
	<b>92-172</b> <b>NEW</b>	890-375C	<b>20-15/16</b>	1			2.50/.250	3/4	15/16	
(3) for 60" cut, AMF 4014, AT 2560, AT 2660, FD 2560, FDR 1560, FDR 1660, FDR 2560										
	<b>91-457</b>	890-171C 890-951C	20-15/16	1			2.50/.203	3/4	1-3/16	
(3) for 60" cut, high lift AMF 4014, AT 2560, AT 2660, FD 2560, FDR 1560, FDR 1660, FDR 2560										
	<b>92-173</b> <b>NEW</b>	890-204C	20-15/16	1			2.50/.312	11/16	11/16	
(3) for 60" cut, low lift AMF 4014, AT 2560, AT 2660, FD 2560, FDR 1560, FDR 1660, FDR 2560										
	<b>96-627</b>	890-377C 890-702C	20-15/16	1			2.50/.203	3/4	1	
GATOR® G3™										
	<b>596-627</b>		20-15/16	1			3.00/.203	3/4	1	
GATOR® G5™										
	<b>92-170</b> <b>NEW</b>	890-318C	<b>25</b>	1	1/2	6-1/2	2.50/.250	11/16	13/16	
(3) for 72" cut, AFM 4016, AFM 40200, AFM 4016, AT2572, AT 2584, AT 2660, AT 2672, FD 2548, FD 2560, FD 2572, FDR 1572, FDR 1648, FDR 1660, FDR 2548, FDR 2572										
	<b>91-456</b>	890-172C	25	1	1/2	6-1/2	2.50/.250	3/4	1-1/8	
(3) for 72" cut, high lift, AFM 4016, AFM 40200, AFM 4016, AT2572, AT 2584, AT 2660, AT 2672, FD 2548, FD 2560, FD 2572, FDR 1572, FDR 1648, FDR 1660, FDR 2548, FDR 2572										
	<b>92-171</b> <b>NEW</b>	890-200C	25	1	1/2	6-1/2	2.50/.312	11/16	11/16	
(3) for 72" cut, low lift AFM 4016, AFM 40200, AFM 4016, AT2572, AT 2584, AT 2660, AT 2672, FD 2548, FD 2560, FD 2572, FDR 1572, FDR 1648, FDR 1660, FDR 2548, FDR 2572										
	<b>396-728</b>		25	1	1/2	6-1/2	3.00/.250	3/4	1	
GATOR® G6®										
<b>LASTEC</b>										
	<b>91-622</b>		<b>18</b>	5/8			2.50/.203	0	1	
(3) for 52" cut, , 2552, 2652, 2886										
	<b>91-637</b>		18	5/8			2.50/.203	0	1	
(3) for 52" cut, (2) for 36" cut										
	<b>91-623</b>	027048	18	5/8			3.00/.203	0	1-1/2	
(3) for 52" cut, (2) for 36" cut, high lift										

GROUP  CONTINUES

		OEM No.	Length	Center	Outer	C to C	W / T	Off	Lift	Prod. Code
<b>LASTEC</b>										
GROUP  CONTINUES										
	<b>96-344</b>		18	5/8			2.50/.203	0	3/4	
GATOR® G3™										
	<b>596-344</b>		18	5/8			3.00/.203	0	1	
GATOR® G5™										
	<b>396-726</b>		18	5/8			3.00/.250	0	1	
GATOR® G6®										
	<b>91-308</b>	P246	<b>21</b>	5/8			2.50/.203	0	1	
(3) for 61" cut, low lift, 2261, 2661, 2861, 2961, & EF 100 series										
	<b>91-628</b>		21	5/8			3.00/.203	0	1-1/2	
(3) for 61" cut										
	<b>96-347</b>	P322	21	5/8			2.50/.203	0	3/4	
GATOR® G3™										
	<b>96-360</b>		21	5/8			2.50/.203	0	3/4	
GATOR® G3™										
	<b>596-347</b>		21	5/8			3.00/.203	0	1	
GATOR® G5™										
	<b>396-727</b>		21	5/8			3.00/.250	0	1	
GATOR® G6®										
	<b>396-731</b>	P107 P701 P848 P849	<b>25</b>	5/8			3.00/.250	0	1	
GATOR® G6® (3) for 72" & 73" cut, 325E, 120ER, 2273., 2873, & 2973										
<b>LAWN-BOY</b>										
	<b>91-226</b>	11799 702855 703380	<b>14-9/16</b>	1-1/8	3/8	3-1/4	2.50/.187	5/16	1	
(1) for 48" cut, slotted center hole										
	<b>92-011</b>	611240 612543 612543-01 612543-03 682915 683682 684380 89844	<b>20-15/16</b>	5/8	1/2	2-9/16	3.00/.120	11/16	7/8	
(1) for 21" cut, fits most 21" models										
	<b>94-051</b>		<b>20-7/8</b>	7/16	3/8	2-1/2	2.25/.149	7/16	7/8	
(1) for 21" cut, Insight walk mowers										
	<b>96-660</b>	108-0954-03	20-7/8	7/16	3/8	2-1/2	2.25/.134	7/16	1	
GATOR® G3™ Insight walk mowers										






















		OEM No.	Length	Center	Outer	C to C	W / T	Off	Lift	Prod. Code
<b>LESCO</b>										
	<b>91-620</b>	21871 5011	<b>16-1/2</b>	5/8			2.50/.203	0	1	
(3) for 48" cut										
	<b>91-621</b>	50111	16-1/2	5/8			3.00/.203	0	1-1/2	
(3) for 48" cut, high lift										
	<b>96-308</b>		16-1/2	5/8			2.50/.203	0	1	
GATOR® G3™										
	<b>596-308</b>		16-1/2	5/8			3.00/.203	0	1	
GATOR® G5™										
	<b>396-735</b>		16-1/2	5/8			3.00/.250	0	1	
GATOR® G6®										
	<b>91-622</b>	50125	<b>18</b>	5/8			2.50/.203	0	1	
(2) for 36" cut, (3) for 52" cut										
	<b>91-623</b>	50140	18	5/8			3.00/.203	0	1-1/2	
(2) for 36" cut, (3) for 52" cut, high lift										
	<b>96-344</b>		18	5/8			2.50/.203	0	3/4	
GATOR® G3™										
	<b>596-344</b>		18	5/8			3.00/.203	0	1	
GATOR® G5™										
	<b>396-726</b>		18	5/8			3.00/.250	0	1	
GATOR® G6®										
	<b>91-626</b>	50170 5070	<b>21</b>	5/8			2.50/.203	0	1	
(3) for 61" cut										
	<b>96-347</b>		21	5/8			2.50/.203	0	3/4	
GATOR® G3™										
	<b>96-360</b>		21	5/8			2.50/.203	0	3/4	
GATOR® G3™										
	<b>596-347</b>		21	5/8			3.00/.203	0	1	
GATOR® G5™										
	<b>396-727</b>		21	5/8			3.00/.250	0	1	
GATOR® G6®										













		OEM No.	Length	Center	Outer	C to C	W / T	Off	Lift	Prod. Code
<b>MASSEY FERGUSON</b>										
	<b>99-132</b>	1737228BZYP	<b>16-1/8</b>	13/16			2.50/.203	0	1-1/8	
(3) for 46" cut, 130, 2523										
	<b>599-132</b>		16-1/8	13/16			3.00/.203	0	1	
GATOR® G5™    										
	<b>91-723</b>	1704856ASM	<b>16-1/8</b>	3/4	3/8	2-9/16	2.00/.203	0	1-1/8	
(1) 91-723 & (1) 91-701 for 38" cut, 2521, 25195										
	<b>91-705</b>	1704100	16-1/8	3/4	3/8	2-9/16	2.00/.203	0	1-1/16	
(3) for 44" cut, small frame garden tractor 1989 & later										
	<b>90-685</b>		16-1/8	3/4	3/8	2-9/16	2.50/.203	0	3/4	
GATOR® G3™										
	<b>590-685</b>		16-1/8	3/4	3/8	2-9/16	3.00/.187	0	1	
GATOR® G5™    										
	<b>99-133</b>	1737252	<b>18-1/2</b>	3/4			2.50/.203	0	1-1/8	
(3) for 46" & 52" cut, MF2523, MF355X, MRZT26520										
	<b>599-133</b>		18-1/2	3/4			3.00/.203	0	1	
GATOR® G5™    										
	<b>91-701</b>	1716695ASM 1704101ASM 1704101A 1704101	<b>22-1/4</b>	3/4	3/8	2-9/16	2.00/.203	0	1-1/16	
(1) 91-723 & (1) 91-701 for 38" cut, 2521, 25195										
	<b>96-654</b>		22-1/4	3/4	3/8	2-9/16	2.50/.203	0	3/4	
GATOR® G3™										
<b>MTD</b>										
	<b>98-486</b>	742-0486 742-0486A 942-0486 942-0486A	<b>14-13/16</b>	3/8	5/16	2-1/2	3.00/.149	5/16	1-1/4	
(2) 98-487 & (1) 98-486 for 46" cut, high lift										
	<b>98-056</b>	742-0543 942-0543	<b>14-13/16</b>	11/16 Y 6 pt. Star	5/16	2-1/2	3.00/.120	5/16	1-1/8	
(1) 98-056 & (2) 98-057 for 46" cut - star center hole, center blade for 600" & 800 series, deep deck, 1996 & before										
	<b>98-069</b>	742-0645 942-0645	<b>14-13/16</b>	5/8 Y 6 pt. Star	5/16	2-1/2	3.00/.120	5/16	1-3/16	
(1) 98-069 and (2) 98-054, for 46" cut - star center hole, center blade for 46" cut model series 600 and 800 built since 1997										
	<b>98-670</b>		14-13/16	5/8 Y 6 pt. Star	5/16	2-1/2	2.50/.187	5/16	3/4	
GATOR® G3™										















		OEM No.	Length	Center	Outer	C to C	W / T	Off	Lift	Prod. Code
<b>MTD</b>										
	<b>98-061</b>	742-04049 742-0612 742-0612A 942-0612 942-0612A	<b>14-7/8</b>	11/16 Y 6 pt. Star	5/16	2-1/2	2.50/149	7/16	1-3/16	
(1) 98-061 & (2) 98-063 for 46" cut - star center hole, center blade, 3 in 1 mulching blade, 1999 & after, fits auto drive step through tractors										
	<b>98-637</b>	742-0612-X 942-0612-X	14-7/8	5/8 Y 6 pt. Star	5/16	2-1/2	2.50/187	7/16	3/4	
GATOR® G3™										
	<b>98-487</b>	742-0487 942-0487A	<b>16-1/4</b>	3/8	5/16	2-1/2	3.00/149	5/16	1-3/16	
(2) for 32" cut, (2) 98-487 & (1) 98-486 for 46" cut, side discharge decks										
	<b>98-063</b>	742-0611 742-0611A 942-0611 942-0611A	<b>16-1/4</b>	5/8 Y 6 pt. Star	5/16	2-1/2	2.50/149	7/16	1	
(2) 98-063 & (1) 98-061 for 46" cut - star center hole, outside blades, 3 in 1 mulcher, 1999 & after, fits auto drive step through tractors										
	<b>198-063</b>		16-1/4	5/8 Y 6 pt. star	3/8	2-1/2	2.50/149	7/16	1-1/8	
Double Bevel version of 98-063										
	<b>98-640</b>	742-0611-X 942-0611-X	16-1/4	5/8 Y 6 pt. Star	5/16	2-1/2	2.50/187	7/16	3/4	
GATOR® G3™										
	<b>598-640</b>		16-1/4	5/8 Y 6 pt. Star	5/16	2-1/2	3.00/164	7/16	1	
GATOR® G5™										
	<b>98-054</b>	742-0644 942-0644	<b>16-1/4</b>	5/8 Y 6 pt. Star	5/16	2-1/2	3.00/120	5/16	1-3/16	
(2) 98-054 & (1) 98-069 for 46" cut, outside blades for 46" cut model series 600 & 800 built since 1997										
	<b>98-634</b>		16-1/4	5/8 Y 6 pt. Star	5/16	2-1/2	2.50/187	5/16	3/4	
GATOR® G3™										
	<b>598-634</b>		16-1/4	5/8 Y 6 pt. Star	5/16	2-1/2	3.00/164	5/16	1	
GATOR® G5™										
	<b>98-057</b>	742-0542 942-0542	<b>16-1/4</b>	11/16 Y 6 pt. Star	5/16	2-1/2	3.00/120	5/16	1-3/16	
(2) 98-057 & (1) 98-056 for 46" cut, outside blades for 600 & 800 series, deep deck, 1996 and before										
	<b>598-627</b>		16-1/4	11/16 Y 6 pt. Star	5/16	2-1/2	3.00/164	5/16	1	
GATOR® G5™										
	<b>98-037</b>	742-0171 742-0171B 742-0171B. 942-0171B	<b>17-1/4</b>	3/8	5/16	2-1/2	2.50/187	5/16	1-1/8	
(3) for 50" cut, side discharge, fits models 985,992,993, 958, 998 1997 & before										

		OEM No.	Length	Center	Outer	C to C	W / T	Off	Lift	Prod. Code
<b>MTD</b>										
	<b>98-064-1</b>	742-0623 942-0623	<b>17-5/16</b>	5/8 Y 6 pt. Star	5/16	2-1/2	2.50/187	1/4	1-3/8	
(3) for 50" cut, built since 1998										
	<b>98-097</b>	742-04056C 942-04056C	17-5/16	5/8 Y 6 pt. Star			2.50/149	15/16	1-3/8	
(3) for 50" cut, high lift bagger										
	<b>598-064</b> <b>NEW</b>		17-5/16	5/8 Y 6 pt. Star	5/16	2-1/2	3.00/149	5/16	1	
GATOR® G5™ 										
	<b>98-094</b>	742-04154 742-04154A 942-04154 942-04154A	<b>17-7/8</b>	bow-tie			2.50/149	1	1-1/8	
(2) for 33" cut, wide area mowers, 12AE764H099, 12AE76JU099, 12AE764Y099, 12A-764M099, 12A-764M799, 12A-764R299										
	<b>98-671</b>		17-7/8	bow-tie	5/16	2-1/2	2.50/149	1	3/4	
GATOR® G3™										
	<b>98-065</b>	742-0738 942-0738	<b>18</b>	bow-tie	5/16	2-1/2	2.25/134	5/16	1-1/8	
18" cut, mulcher - 1995 and after, fits bowtie centerhole										
	<b>98-496</b>	742-0496 942-0496	<b>18-5/16</b>	3/8	5/16	2-1/2	3.00/149	5/16	1-1/8	
(2) for 36" cut, side discharge, deep deck - 1989 & after										
	<b>98-072</b>	742-0677 742-0677A 742-0677B 942-0677 942-0677A 942-0677B	<b>18-1/2</b>	5/8 Y 6 pt. Star	5/16	2-1/2	3.00/203	1/2	1-1/4	
(3) for 54" cut, 2002 and newer										
	<b>98-672</b>		18-1/2	5/8 Y 6 pt. Star	5/16	2-1/2	2.50/203	1/2	3/4	
GATOR® G3™										
	<b>598-672</b>		18-1/2	5/8 Y 6 pt. Star	5/16	2-1/2	3.00/203	1/2	1	
GATOR® G5™ 										
	<b>398-672</b> <b>NEW</b>		18-1/2	5/8 Y 6 pt. Star	5/16	2-1/2	3.00/250	1/2	1	
GATOR® G6® 										
	<b>98-019</b>	0301-000 031203 07458 07714 31203 742-0122 742-0122A 7458 7714 942-0122A 942-0122B	<b>18-7/8</b>	3/8	5/16	2-1/2	2.00/134	5/16	7/8	
(2) for 38" cut, side discharge, fits models 476, 487, 490, 493, 494, 495, 496, 497, 497F, 497P, 498, 628, 720, 760, 765 S/D, 138-495A, 138-497A, W7-BG-497B, etc.										

		OEM No.	Length	Center	Outer	C to C	W / T	Off	Lift	Prod. Code
<b>MTD</b>										
	<b>92-140</b>	942-0739	<b>19</b>	bow-tie	5/16	2-1/2	2.25/134	1/4	1-1/8	
19" cut, mulching, 11A-18M9002, 11A-18MZ202, 12A-18M7002, 12AE189D011, 12AE189E211, 12AE18JA002										
										
	<b>98-537</b>	742-0537 942-0537	<b>19-1/4</b>	3/8	7/16	2-1/2	3.00/149	5/16	1	
(2) 98-537 & (2) 98-539 for 38" cut, side discharge, deep deck - 1992 & after										
	<b>98-044</b>	742-0473A 942-0473A	<b>19-3/8</b>	3/8	5/16	2-1/2	3.00/149	5/16	1-3/8	
(2) for 38" deck for bagging, (1) 98-044 & (1) 98-043 - 1986 to 1996 in non-bagging operations, right hand side										
	<b>98-493</b>	742-0473 742-0493 742-493 942-0493	19-3/8	3/8	5/16	2-1/2	3.00/149	5/16	1-3/16	
(2) for 38" cut, sand blade, deep deck 1986-1996										
	<b>98-058</b>	490-110-M114 742-0610A 942-0610A GW-7420610 OEM-742-0610	<b>19-5/16</b>	5/8 Y 6 pt. Star	5/16	2-1/2	2.75/149	5/16	1-1/2	
(2) for 38" cut, star center hole, mulcher, MTD, 3 in 1 blade, deep deck - 1992 & after										
	<b>198-058</b>		19-5/16	5/8 Y 6 pt. star	5/16	2-1/2	2.75/149	3/8	1-1/2	 
Double Bevel version of 98-058										
	<b>98-052</b>	742-0654 942-0654	19-5/16	5/8 Y 6 pt. Star	5/16	2-1/2	3.00/149	5/16	1	
(2) for 38" cut, use in place of our 98-058 for non-mulching										
	<b>198-052</b>		19-5/16	5/8 Y 6 pt. star	5/16	2-1/2	3.00/164	5/16	1-1/4	 
Double Bevel version of 98-052										
	<b>98-628</b>		19-5/16	5/8 Y 6 pt. Star	5/16	2-1/2	2.50/187	5/16	3/4	
GATOR® G3™										
	<b>598-628</b>		19-5/16	5/8 Y 6 pt. Star	5/16	2-1/2	3.00/164	5/16	1	
GATOR® G5™										
	<b>98-001</b>	742-0620 942-0620	<b>20</b>	13/16	3/8	2-1/2	2.25/134	5/16	7/8	
20" cut, for walk behinds with a splined shaft										
	<b>98-066</b>	742-0740 942-0740	<b>20</b>	bow-tie	5/16	2-1/2	2.25/134	5/16	1-1/8	
20" cut, mulcher										
	<b>98-068</b>	742-0640 942-0640	20	bow-tie	5/16	2-1/2	2.25/134	5/16	13/16	
20" cut, high lift blade, fits walk-behind mowers since 1997 with bowtie center hole										

		OEM No.	Length	Center	Outer	C to C	W / T	Off	Lift	Prod. Code
<b>MTD</b>										
	<b>98-007</b>	742-0563 742-0721 942-0721	<b>20-15/16</b>	13/16	3/8	2-1/2	2.25/134	5/16	15/16	
21" cut, mulching blade for models 312R, 313R, 315R, 488, 828, 848, 100, 400, 500, s 800 - 1993 & after, walk behind										
	<b>98-002</b>	742-0306 742-0306A 742-0490 742-0521 742-0621 942-0621 OEM-742-0621	20-15/16	13/16	3/8	2-1/2	2.25/134	1/4	13/16	
21" cut, rear bagger, fits models 312R, 313R, 315R, 488, 828, 848										
	<b>98-102</b> <b>NEW</b>		20-15/16	13/16	3/8	2-1/2	2.50/134	5/16	3/4	
GATOR® G3™										
	<b>98-049</b>	742-0741 942-0741	<b>21</b>	bow-tie	5/16	2-1/2	2.25/134	1/4	15/16	
21" cut, mulcher, 1995 and newer, fits bowtie center hole										
	<b>198-049</b>		21	11/16 h 15/16 w	5/16	2-1/2	2.25/120	5/16	15/16	
Double Bevel version of 98-049										
	<b>98-631</b>		21	bow-tie	5/16	2-1/2	2.50/187	5/16	3/4	
GATOR® G3™										
	<b>598-631</b> <b>NEW</b>		21	bow-tie	5/16	2-1/2	3.00/149	5/16	1	
GATOR® G5™										
	<b>98-008</b>	742-0503 942-0503	<b>21-3/16</b>	3/8	5/16	2-1/2	3.00/164	5/16	1-1/4	
(2) for 42" cut, sand blade										
	<b>98-499</b>	742-0499 742-0499A 742-0508 742-0508A 942-0499 942-0499A 942-0508 942-0508A	21-3/16	3/8	5/16	2-1/2	3.00/149	5/16	1-1/4	
(2) for 42" cut, high lift, 1990-1996										
	<b>98-538</b>	742-0538 942-0538	21-3/16	3/8	7/16	2-1/2	3.00/149	5/16	1	
(2) for 42" cut, mulching, 1990-1996										
	<b>98-600</b>		21-3/16	3/8	5/16	2-1/2	2.50/187	5/16	3/4	
GATOR® G3™										
	<b>598-600</b> <b>NEW</b>		21-3/16	3/8	5/16	2-1/2	3.00/149	5/16	1	
GATOR® G5™										

		OEM No.	Length	Center	Outer	C to C	W / T	Off	Lift	Prod. Code
<b>MTD</b>										
	<b>98-059</b>	490-110-M115 7420616 742-0616 742-0616A 942-0616 942-0616A GW-7420616	<b>21-3/16</b>	5/8 Y 6 pt. Star	5/16	2-1/2	2.75/149	3/8	1-1/2	
(2) for 42" cut, star center hole, mulcher, deep deck - 1997 & after; autodrive 1999 & after										
	<b>198-059</b>		21-3/16	5/8 Y 6 pt. star	5/16	2-1/2	2.75/149	3/8	1-1/2	
Double Bevel version of 98-059										
	<b>98-093</b>	742-04308 742-04312 742-0656 942-04308 942-04312 942-0656	21-3/16	5/8 Y 6 pt. Star	5/16	2-1/2	2.75/149	3/8	7/8	
(2) for 2-in-1 42" deck, high lift										
	<b>98-153</b>	742-04087 942-04087	21-3/16	5/8 Y 6 pt. Star	5/16	2-1/2	3.00/149	5/16	15/16	
(2) for 42" cut, star center hole. Use in place of our 98-059 for non-mulching.										
	<b>198-153</b>		21-3/16	5/8 Y 6 pt. star	5/16	2-1/2	3.00/149	5/16	1-1/4	
Double Bevel version of 98-153										
	<b>98-629</b>	742-04410 742-4360 942-04308-X 942-04312-X 942-0616-X 942-04360-0684 942-04410 942-04410-0684 942-4360	21-3/16	5/8 Y 6 pt. Star	5/16	2-1/2	2.50/187	5/16	3/4	
GATOR® G3™										
	<b>598-629</b>		21-3/16	5/8 Y 6 pt. Star	5/16	2-1/2	3.00/164	5/16	1	
GATOR® G5™										
	<b>98-005</b>	742-0522 742-0572 742-0622 742-0722 942-0522 942-0622 942-0722	<b>21-15/16</b>	13/16	3/8	2-1/2	2.25/134	5/16	1-1/8	
22" cut, mulcher, used on models with splined shaft, models 050, 060, 070, 080, 200, 500- 1993 & after										
	<b>98-050</b>	742-0642 742-0642A 942-0642 942-0642A	<b>21-15/16</b>	bow-tie	5/16	2-1/2	2.25/134	5/16	13/16	
22" cut, mowers after 1995, fits bow tie center hole										
	<b>98-051</b>	742-0742 742-0742A 942-0742 942-0742A	21-15/16	bow-tie	5/16	2-1/2	2.25/134	1/4	15/16	
22" cut, mulcher										
	<b>98-632</b>		21-15/16	11/16 h 15/16 w	5/16	2-1/2	2.50/187	5/16	3/4	
GATOR® G3™										

		OEM No.	Length	Center	Outer	C to C	W / T	Off	Lift	Prod. Code
<b>MTD</b>										
	<b>98-032</b>	742-0193 742-0256 742-0256A 742-0280 942-0256 942-0256A	<b>29-15/16</b>	3/8	5/16	2-1/2	3.00/149	1/4	1-1/4	
30" cut, side discharge, fits models 410, 412, 790, 795, 796, 797, 138-796A, 138-797A, W7BG796-B 1990 & after										
<b>MURRAY</b>										
	<b>97-123</b>	092117E701 092117E701MA 492117 492117MA 5511 5511MA 92117 92117E700	<b>15-3/4</b>	13/16			2.25/134	5/8	1	
(3) for 46" cut, high lift, 1991-1998 all decks										
	<b>97-012</b>		15-3/4	13/16			2.25/187	5/8	1	
(3) for 46" cut, high lift, heavy duty version of 97-123										
	<b>97-017</b>	056631E701 056631E701MA 056631E701WMA 4566313 4566313MA 456631MA 5510 5510MA 56631E700 56631E701 656631	15-3/4	13/16			2.25/134	11/16	1-1/8	
(3) for 46" cut, mulcher, also used on Scotts mower, Murray "3 in 1" blade										
	<b>97-606</b>		15-3/4	13/16			2.50/187	5/8	3/4	
GATOR® G3™ 										
	<b>597-606</b>		15-3/4	13/16			3.00/164	5/8	1	
GATOR® G5™    										
	<b>97-018</b>	094692E701 094692E701MA 774048 774052 7740523 7769205 774048MA 7740523MA 774052MA 94692 94692E700	<b>17-11/16</b>	13/16			2.25/149	3/8	1-1/8	
(3) for 48" & 50" cut, LT rail frame models, used on Scotts mower, Murray "3 in 1" blade										
	<b>97-105</b>	020930 02400 024116 025116 054372 054390E701 20930 2400 24116 25116 402400	<b>18-3/16</b>	7/8 h 1" w			2.25/149	3/16	15/16	
(2) for 36" cut, high lift, 1977-1988										

		OEM No.	Length	Center	Outer	C to C	W / T	Off	Lift	Prod. Code
<b>MURRAY</b>										
	<b>97-010</b>	092003E701 092003E701MA 92003E701	<b>19-7/16</b>	13/16			2.25/120	3/8	1	
(2) for 38" cut, sand blade, low lift										
	<b>97-107</b>	091742E701 091742E701MA 491742 491742MA 5540 540MA 91742E700	19-7/16	13/16			2.25/134	5/8	1-1/8	
(2) for 36" & 38" cut, high lift										
	<b>97-118</b>		19-7/16	13/16			2.25/187	5/8	1-3/16	
(2) for 36" & 38" cut, high lift, heavy duty										
	<b>97-021</b>	092543E701 092543E701MA 095104E701 095104E701MA 095104E701WMA 4951043 4951043MA	19-7/16	13/16		495104MA 5540 5540MA 92543E701 95104E701	2.25/134	5/16	1	
(2) for 38" cut, mulcher, Murray "3 in 1" blade										
	<b>597-602</b>		19-7/16	7/8			3.00/164	3/8	1	
GATOR® G5™										
	<b>97-003</b>	056250E701 056250E701MA 56250 56250E701	<b>19-1/2</b>	13/16			2.75/134	1/2	15/16	
(2) for 38" cut, mulcher, 1989-98, Murray "3 in 1" blade										
	<b>97-016</b>	042785E701 042785E701MA 042785E701WMA 42785E701 42785HT	<b>19-5/8</b>	3/8			2.25/134	3/8	11/16	
20" cut, low lift										
	<b>97-022</b>	671921E701 672763E701 672763E701MA 672763E701WMA	<b>19-7/8</b>	3/8			2.25/134	3/8	7/8	
20" cut, Murray "3 in 1" blade										
	<b>97-024</b>	092544E701 092544E701MA 095103E701 095103E701MA 095103E701WMA 92544E701 95103E701 951103E701	<b>20-5/16</b>	7/8			2.25/134	5/16	1	
(2) for 40" cut, Murray "3 in 1" blade										
	<b>97-109</b>	091871E701 091871E701MA 091871HT 91871 91871-853 91871E701 91871HT	<b>20-3/8</b>	7/8			2.25/134	7/16	1-1/16	
(2) for 40" cut, high lift for bagging, 40603, 40604, 40606, 40620, 40622, 1989-98 models										

GROUP  CONTINUES



		OEM No.	Length	Center	Outer	C to C	W / T	Off	Lift	Prod. Code
<b>MURRAY</b>										
GROUP  CONTINUES										
	<b>97-119</b>	491871 491871MA 91871E700	20-3/8	7/8			2.25/187	7/16	1-1/8	
(2) for 40" cut, high lift, heavy duty										
	<b>97-006</b>	092002E701 092002E701MA 092002HT 92002 92002E701 92002HT	20-3/8	7/8			2.25/134	3/8	1	
(2) for 40" cut, low lift & sand blade										
	<b>97-004</b>	056251E701 056251E701MA 56251 56251E701	20-3/8	7/8			2.75/134	1/2	7/8	
(2) for 40" cut, mulcher, 1989-98 Murray "3-in-1" blade										
	<b>97-604</b>		20-3/8	7/8			2.50/187	7/16	3/4	
GATOR® G3™										
	<b>597-604</b>		20-3/8	7/8			3.00/164	7/16	1	
GATOR® G5™										
	<b>97-110</b>	022860E701 22860 22860E701 422860 42739 5518MA	<b>20-7/8</b>	3/8	5/16 x 1/2	2-5/16	2.25/149	3/8	3/4	
21" cut, blade for bagging, 1983-1989										
	<b>97-019</b>	095100E701 095100E701MA 095100E701WMA 495100 4951003 4951003MA	<b>21-3/16</b>	13/16			2.25/134	1/4	15/16	
(2) for 42" cut, also used on Scotts mower, Murray "3 in 1" blade										
	<b>197-019</b>		21-1/4	13/16	3/8	3-9/16	2.25/134	3/8	1	
Double Bevel version of 97-019										
	<b>97-020</b>	092419E701 095101E701 095101E701MA 492419A 92418-853	<b>21-1/4</b>	13/16			2.25/134	7/16	1	
(2) for 42" cut, high lift										
	<b>97-008</b>	092418E701 09510E701 492418 492418MA 92418 92418E701	21-1/4	13/16			2.25/149	3/8	1-1/8	
(2) for 42" cut, high lift										
	<b>97-013</b>		21-1/4	13/16			2.25/187	3/8	1-1/8	
(2) for 42" cut, high lift, heavy duty										
	<b>97-014</b>	0905101E701 92419 92419E701	21-1/4	13/16			2.25/149	7/16	13/16	
(2) for 42" cut, low lift, non-bagging, heavy duty										

GROUP CONTINUES

		OEM No.	Length	Center	Outer	C to C	W / T	Off	Lift	Prod. Code
<b>MURRAY</b>										
<b>GROUP  CONTINUES</b>										
	<b>97-005</b>	056252E701 056252E701MA 456252 456252MA 56252 56252E701 656252-853	21-1/4	13/16			2.75/134	5/16	13/16	
(2) for 42" cut, mulcher, 1992-96, Murray "3-in-1" blade										
	<b>97-601</b>		21-1/4	13/16			2.50/187	3/8	3/4	
GATOR® G3™										
	<b>597-601</b>		21-1/4	13/16			3.00/164	3/8	1	
GATOR® G5™										
	<b>97-026</b>	672573 672573E701 672573E701MA	<b>21-5/8</b>	3/8			2.25/134	7/16	13/16	
22" cut, walk behind, reversible, Murray "3 in 1" blade										
	<b>99-134</b>	1101823	<b>21-5/8</b>	3/8	3/8	1-7/8	2.25/134	1/4	1-1/8	
22" cut, walk behind										
	<b>97-015</b>	042225E701 042225E701MA 042786 20046E701 320046E701 320046E701MA 340696	<b>21-7/8</b>	3/8			2.25/134	3/8	11/16	
22" cut, high lift										
	<b>97-001</b>	07113E701 071499E701 1101120E701 1101120E701MA 1101120E701WMA 471499 4714993 4714993MA 471499MA	21-7/8	3/8			2.25/149	3/8	1-5/16	
22" cut, mulcher, 1987 to present, Murray "3 in 1" blade										
	<b>97-330</b>	055969E701 055969E701MA 056246E701 056246E701MA 056246E701WMA 55969E701 56212E701 56246E701	<b>30</b>	13/16			2.75/149	5/8	1-1/8	
30" cut, high lift for bagging										
	<b>97-009</b>	056217E701 056217E701MA 456217 4562173 4562173MA 456217MA 56210 56217 56217E701	30	13/16			2.75/149	3/4	1-1/16	
30" cut, mulcher, 1987 to present, Murray "3 in 1" blade										

		OEM No.	Length	Center	Outer	C to C	W / T	Off	Lift	Prod. Code
<b>POULAN</b>										
	<b>95-014</b>	532106635	<b>15-3/8</b>	3/8			2.25/187	0	1	
(3) for 44" cut, models XEG1182VAR, PP1844B, PP16H44, 418014, 418024, 418034, PP14H44, PP1844										
	<b>95-607</b>		15-3/8	3/8			2.25/187	0	3/4	
GATOR® G3™										
	<b>95-062</b>	539107519 532180054 575938201	<b>16-11/16</b>	5 pt. Star			2.50/203	0	1-1/4	
(3) for 48" cut, high lift, PB20VA48, PB23H48LGT, PB23H48YT, PP22V48										
	<b>195-062</b>		16-11/16	5 pt. star	5/16	3-15/16	2.50/187	0	1-1/4	
Double Bevel version of 95-062										
	<b>95-068</b>	532173921	16-11/16	5 pt. Star			2.50/203	5/16	13/16	
	<b>96-615</b>		16-11/16	5 pt. Star			2.50/203	0	1	
GATOR® G3™										
	<b>596-615</b>		16-11/16	5 pt. Star			3.00/187	0	1	
GATOR® G5™										
	<b>95-027</b>	532121798	<b>17-3/8</b>	3/8			2.25/187	0	1	
(3) for 50" cut, fits models XEG1182HAR, PP2050, PP2050D, XC1182HB										
	<b>95-018</b>	532-137380	<b>17-3/8</b>	5 pt. Star			2.25/149	1/8	15/16	
(3) for 50" cut										
	<b>95-050</b>		17-3/8	5 pt. Star			2.25/187	0	1	
(3) for 50" cut, high lift										
	<b>95-609</b>		17-3/8	5 pt. Star			2.50/187	1/8	3/4	
GATOR® G3™										
	<b>595-609</b>		17-3/8	5 pt. Star			3.00/164	1/8	1	
GATOR® G5™										
	<b>95-034</b>	532-126338 532-126338X	<b>18-3/16</b>	3/8			2.50/187	0	7/8	
(2) for 36" cut, high lift										
	<b>95-036</b>	532127841	<b>18-3/16</b>	5 pt. Star			2.25/134	1/8	1	
(2) for 36" cut, model PP1136, star center hole										
	<b>95-026</b>	532-138496	18-3/16	5 pt. Star			2.25/187	1/8	1	
(2) for 36" cut, model PP1136, heavy duty version of 95-036										

GROUP CONTINUES

		OEM No.	Length	Center	Outer	C to C	W / T	Off	Lift	Prod. Code
<b>POULAN</b>			<b>GROUP  CONTINUES</b>							
	<b>95-613</b>		18-3/16	5 pt. Star			2.50/187	1/8	3/4	
GATOR® G3™										
	<b>595-613</b>		18-3/16	5 pt. Star			3.00/164	1/8	1	
GATOR® G5™										
	<b>95-031</b>	532-121263 532143978	<b>19-1/4</b>	3/8	3/8	10	2.25/187	0	1	
(2) for 38" cut, fits XEL1120										
	<b>95-033</b>		<b>19-5/16</b>	5 pt. Star			2.25/134	1/8	1	
(2) for 38" cut, model PP125H38B										
	<b>195-033</b>		19-5/16	5 pt. star	3/8	3-1/8	2.25/134	1/8	1-1/16	
Double Bevel version of 95-033										
	<b>95-038</b>	532-138497	19-5/16	5 pt. Star			2.25/187	1/8	1-1/16	
(2) for 38" cut, model PP125H38B, heavy duty version of 95-033										
	<b>95-047</b>	532-127842	19-5/16	5 pt. Star			2.25/187	0	1	
(2) for 38" cut, high lift										
	<b>95-003</b>	532-134148	19-3/8	5 pt. Star			2.25/134	1/8	1	
(2) for 38" cut, mulcher										
	<b>195-003</b>		19-5/16	5 pt. star	5/16	3-1/8	2.25/134	1/8	7/8	
Double Bevel version of 95-003										
	<b>95-099</b>	PP24001	19-5/16	5 pt. Star			2.25/149	1/8	1	
(2) for 38" cut, mulcher										
	<b>95-601</b>		19-5/16	5 pt. Star			2.50/187	1/8	3/4	
GATOR® G3™										
	<b>595-601</b>		19-5/16	5 pt. Star			3.00/164	1/8	1	
GATOR® G5™										
	<b>95-024</b>	532-850972 532145106	<b>19-15/16</b>	5/8	3/8	1-7/8	2.50/149	9/16	7/8	
20" cut, models PP835A, XE735AK, PP8205A, PP7305, PP735										
	<b>595-024</b>		19-15/16	5/8	3/8	1-7/8	3.00/134	1/2	1	
GATOR® G5™	<b>NEW</b>									
	<b>95-044</b>	532-114884 532-752233 204340218	<b>20</b>	5/8	3/8	1-7/8	2.00/134	5/16	13/16	
20" cut, mulcher										

		OEM No.	Length	Center	Outer	C to C	W / T	Off	Lift	Prod. Code
<b>POULAN</b>										
	<b>95-032</b>	531307224 PP24004	<b>21</b>	5 pt. Star			2.25/149	1/8	1-1/16	
(2) for 42" cut, high lift										
	<b>95-005</b>	532-134149	21	5 pt. Star			2.25/134	1/8	1	
(2) for 42" cut, mulcher										
	<b>195-005</b>		21	5 pt. star	5/16	3-1/8	2.25/134	1/8	7/8	
Double Bevel version of 95-005										
	<b>95-019</b>	532-139775	21	5 pt. Star			2.25/149	1/8	1	
(2) for 42" cut, mulcher, heavy duty version of 95-005										
	<b>195-019</b>		21	5 pt. star	5/16	3-1/8	2.25/149	1/8	15/16	
Double Bevel version of 95-019										
	<b>96-900</b>		21	5 pt. Star			2.50/187	0	3/4	
GATOR® G3™										
	<b>596-900</b>		21	5 pt. Star			3.00/164	0	1	
GATOR® G5™										
	<b>95-057</b>	532189028 532406712 539111878	<b>21-1/8</b>	5/8	3/8	1-7/8	2.75/134	1/2	1-9/16	
21" cut walk-behind										
	<b>95-621</b>		21-1/8	5/8	3/8	1-7/8	2.50/187	1/2	3/4	
GATOR® G3™										
	<b>595-621</b> <b>NEW</b>		21-1/8	5/8	3/8	1-7/8	3.00/149	1/2	1	
GATOR® G5™										
	<b>95-023</b>	532406713 532850973	<b>21-3/4</b>	5/8	3/8	1-7/8	2.50/149	9/16	7/8	
22" cut										
	<b>95-602</b>		21-3/4	5/8	3/8	1-7/8	2.50/187	9/16	3/4	
GATOR® G3™										
	<b>595-602</b> <b>NEW</b>		21-3/4	5/8	3/8	1-7/8	3.00/149	9/16	1	
GATOR® G5™										
<b>REDHAWK</b>										
	<b>99-127</b>	148-005	<b>16-1/4</b>	5/8			2.50/203	0	1-1/16	
(3) for 48" cut, 48KO180B/48KO180H										
	<b>91-180</b>		16-1/4	5/8			2.50/187	0	1	
(3) for 48" cut										

GROUP CONTINUES

		OEM No.	Length	Center	Outer	C to C	W / T	Off	Lift	Prod. Code
<b>REDHAWK</b>										
GROUP  CONTINUES										
	<b>91-183</b>		16-1/4	5/8			2.50/.250	0	1	
(3) for 48" cut										
	<b>91-313</b>		16-1/4	5/8			2.50/.203	0	1	
(3) for 48" cut										
	<b>91-368</b>		16-1/4	5/8			2.50/.203	0	1	
(3) for 48" cut, mulching										
	<b>96-310</b>		16-1/4	5/8			2.50/.203	0	3/4	
GATOR® G3™										
	<b>596-310</b>		16-1/4	5/8			3.00/.203	0	1	
GATOR® G5™										
	<b>396-716</b>		16-1/4	5/8			3.00/.250	0	1	
GATOR® G6®										

**ROPER (SEE AYP)**

























**SCAG**

	<b>91-636</b>	482959	<b>12-3/16</b>	5/8			2.50/.203	0	1	
(3) for 36" cut, Z-Cat										
	<b>91-620</b>	48110 481706 482461	<b>16-1/2</b>	5/8			2.50/.203	0	1	
(2) for 32" cut, (3) for 48" cut										
	<b>91-621</b>	481710	16-1/2	5/8			3.00/.203	0	1-1/2	
(2) for 32" cut, (3) for 48" cut, high lift										
	<b>92-145</b>	482877	16-1/2	5/8			2.50/.203	0	1	
(2) for 32" cut, (3) for 48" cut, Freedin Z, Tiger Cat, Tiger Cub, Wildcat										
	<b>99-500</b> <b>NEW</b>		16-1/2	5/8			3.00/.203	0	1-3/16	
(3) for 48" cut, sand blade, for use only on Scag Velocity Plus decks										
	<b>96-308</b>		16-1/2	5/8			2.50/.203	0	1	
GATOR® G3™										
	<b>396-735</b>		16-1/2	5/8			3.00/.250	0	1	
GATOR® G6®										

		OEM No.	Length	Center	Outer	C to C	W / T	Off	Lift	Prod. Code
<b>SCAG</b>										
	<b>91-622</b>	48108 481707 482462	<b>18</b>	5/8			2.50/.203	0	1	
(3) for 52" cut, (2) for 36" cut, fits Tiger Cub, Wildcat, Turf Tiger and Freedom Z52" deck										
	<b>91-637</b>	482878	18	5/8			2.50/.203	0	1	
(3) for 52" cut, (2) for 36" cut										
	<b>91-623</b>	481711 48185	18	5/8			3.00/.203	0	1-1/2	
(2) for 36" cut, (3) for 52" cut, high lift										
	<b>99-501</b> <b>NEW</b>		18	5/8			3.00/.203	0	1-3/16	
(3) for 52" cut, sand blade, for use only on Scag Velocity Plus decks										
	<b>96-344</b>		18	5/8			2.50/.203	0	3/4	
GATOR® G3™										
	<b>596-344</b>		18	5/8			3.00/.203	0	1	
GATOR® G5™										
	<b>396-726</b>		18	5/8			3.00/.250	0	1	
GATOR® G6®										
	<b>91-626</b>	481708	<b>21</b>	5/8			2.50/.203	0	1	
(3) for 61" cut, all models										
	<b>91-638</b>	482879	21	5/8			2.50/.203	0	1	
(3) for 61" cut, all models										
	<b>91-628</b>	481712	21	5/8			3.00/.203	0	1-1/2	
(3) for 61" cut, high lift version of 91-626										
	<b>99-502</b> <b>NEW</b>		21	5/8			3.00/.203	0	1-3/16	
(3) for 61" cut, sand blade, for use only on Scag Velocity Plus decks										
	<b>96-347</b>		21	5/8			2.50/.203	0	3/4	
GATOR® G3™										
	<b>96-360</b>		21	5/8			2.50/.203	0	3/4	
GATOR® G3™										
	<b>596-347</b>		21	5/8			3.00/.203	0	1	
GATOR® G5™										
	<b>396-727</b>		21	5/8			3.00/.250	0	1	
GATOR® G6®										

		OEM No.	Length	Center	Outer	C to C	W / T	Off	Lift	Prod. Code
<b>SCAG</b>										
	<b>91-627</b>	48112 481709	<b>24-1/2</b>	5/8			2.50/.203	0	1	
(3) for 72" cut										
	<b>92-035</b>		24-1/2	5/8			3.00/.250	0	1-3/16	
(3) for 72" cut, high lift										
	<b>96-341</b>	482788 482882	24-1/2	5/8			2.50/.203	0	3/4	
GATOR® G3™										
	<b>596-341</b>		24-1/2	5/8			3.00/.203	0	1	
GATOR® G5™										
	<b>396-764</b>		24-1/2	5/8			3.00/.250	0	1	
GATOR® G6®										
<b>SCOTTS</b>										
	<b>97-017</b>	56631E701	<b>15-3/4</b>	13/16			2.25/.134	11/16	1-1/8	
(3) for 46" cut, mulcher, models made by Murray										
	<b>91-448</b>	M127466	<b>16</b>	11/16			2.50/.203	0	15/16	
(3) for 46" cut, lawn tractor, models made by John Deere										
	<b>96-394</b>		16	11/16			2.50/.203	0	1	
GATOR® G3™										
	<b>91-447</b>	M135589	<b>16-9/16</b>	3/4			2.50/.203	7/16	1-1/16	
(3) for 48" cut, Yard Tractor, high lift for bagging										
	<b>96-618</b>	56631E701	16-9/16	3/4			2.50/.203	7/16	1	
GATOR® G3™										
	<b>97-018</b>	774048 94692	<b>17-11/16</b>	13/16			2.25/.149	3/8	1-1/8	
(3) for 48" & 50" cut, LT rail frame models, used on Scotts mower, models made by Murray										
	<b>91-380</b>	M115496	<b>18-11/16</b>	3/4			2.50/.203	3/8	1-1/8	
(3) for 54" cut, new style models made by John Deere										
	<b>96-306</b>		18-11/16	3/4			2.50/.203	3/8	1	
GATOR® G3™										
	<b>596-306</b>		18-11/16	3/4			3.00/.203	3/8	1	
GATOR® G5™										



		OEM No.	Length	Center	Outer	C to C	W / T	Off	Lift	Prod. Code
<b>SCOTTS</b>										
	<b>97-019</b>	495100 95100	<b>21-1/4</b>	13/16			2.25/134	1/4	15/16	
(2) for 42" cut, used on Scotts mower models made by Murray										
	<b>197-019</b>		21-1/4	13/16	3/8	3-9/16	2.25/134	3/8	1	
Double Bevel version of 97-019										
 										
	<b>91-449</b>	M139802	<b>21-7/16</b>	11/16			2.50/164	1/2	1-1/16	
(2) for 42" cut, mulcher, yard tractor, models made by John Deere										
	<b>96-340</b>		21-7/16	11/16			2.50/203	1/2	1	
GATOR® G3™ 										
	<b>97-026</b>	672573	<b>21-5/8</b>	3/8			2.25/134	7/16	13/16	
22" cut, walk behind, reversible, Murray "3-in-1" blade										
<b>SEARS</b>										
	<b>95-010</b>	25321 532025321 917948DR 9480R 9484H	<b>14-9/16</b>	1-1/4	1/2	3	2.50/187	0	1	
(3) for 42" cut										
	<b>95-014</b>	106635X 25034 25034R	<b>15-3/8</b>	3/8			2.25/187	0	1	
(3) for 44" cut, heavy duty										
	<b>95-607</b>		15-3/8	3/8			2.25/187	0	3/4	
GATOR® G3™ 										
	<b>95-006</b>	130652 130652MS	<b>15-3/8</b>	5 pt. Star			2.25/149	1/8	15/16	
(3) for 44" cut										
	<b>95-049</b>	532130652	15-3/8	5 pt. Star			2.25/187	0	1	
(3) for 44" cut, heavy duty										
	<b>95-052</b>	157033 170698 176084	<b>15-1/2</b>	5 pt. Star			2.25/149	1/8	1	
(3) for 46" cut, high lift										
	<b>95-045</b>	145708 152443 163819	15-1/2	5 pt. Star			2.25/149	1/8	1	
(3) for 46" cut, mulcher										
	<b>95-614</b>		15-1/2	5 pt. Star			2.50/187	1/8	3/4	
GATOR® G3™ 										
	<b>595-614</b>		15-1/2	5 pt. Star			3.00/164	1/8	1	
GATOR® G5™    										

		OEM No.	Length	Center	Outer	C to C	W/T	Off	Lift	Prod. Code
<b>SEARS</b>										
	<b>95-011</b>	25322 25322R 7322H 9485H 9497R	<b>16-9/16</b>	1-1/4	1/2	3	2.50/187	0	1	
(3) for 48" cut										
	<b>95-062</b>	173920 180054	<b>16-11/16</b>	5 pt. Star			2.50/.203	0	1-1/4	
(3) for 48" cut, high lift										
	<b>195-062</b>		16-11/16	5 pt. star	5/16	3-15/16	2.50/187	0	1-1/4	
Double Bevel version of 95-062										
	<b>495-062</b>		16-11/16	5 pt. Star			2.50/.203	0	1-1/4	
	<b>96-615</b>		16-11/16	5 pt. Star			2.50/.203	0	1	
GATOR® G3™										
	<b>596-615</b>		16-11/16	5 pt. Star			3.00/187	0	1	
GATOR® G5™										
	<b>95-027</b>	121798X	<b>17-3/8</b>	3/8			2.25/187	0	1	
(3) for 50" cut										
	<b>95-018</b>	137380	<b>17-3/8</b>	5 pt. Star			2.25/149	1/8	15/16	
(3) for 50" cut										
	<b>95-050</b>		17-3/8	5 pt. Star			2.25/187	0	1	
(3) for 50" cut, high lift for bagging, heavy duty										
	<b>95-609</b>		17-3/8	5 pt. Star			2.50/187	1/8	3/4	
GATOR® G3™										
	<b>595-609</b>		17-3/8	5 pt. Star			3.00/164	1/8	1	
GATOR® G5™										
	<b>98-094</b>	742-04154 742-04154A 942-04154 942-04154A	<b>17-7/8</b>	bow-tie			2.50/149	1	1-1/8	
(2) for 33" cut, wide area mowers, 247374880										
	<b>98-671</b>		17-7/8	bow-tie	5/16	2-1/2	2.50/149	1	3/4	
GATOR® G3™ Version of 98-094 GATOR®										
	<b>95-034</b>	110785X 120262X 126338X 143969	<b>18-3/16</b>	3/8			2.50/187	0	7/8	
(2) for 36" cut, high lift for bagging										

		OEM No.	Length	Center	Outer	C to C	W / T	Off	Lift	Prod. Code
<b>SEARS</b>										
	<b>95-036</b>	127841 136969 138496 138969	<b>18-3/16</b>	5 pt. Star			2.25/134	1/8	1	
(2) for 36" cut										
	<b>95-026</b>		18-3/16	5 pt. Star			2.25/187	1/8	1	
(2) for 36" cut, heavy duty version of 95-036										
	<b>95-613</b>		18-3/16	5 pt. Star			2.50/187	1/8	3/4	
GATOR® G3™										
	<b>595-613</b>		18-3/16	5 pt. Star			3.00/164	1/8	1	
GATOR® G5™										
	<b>95-031</b>	121263X 123431X 143978X 532121263 532143978	<b>19-1/4</b>	3/8	3/8	10	2.25/187	0	1	
(2) for 38" cut, high lift										
	<b>95-033</b>	127842	<b>19-5/16</b>	5 pt. Star			2.25/134	1/8	1	
(2) for 38" cut										
	<b>195-033</b>		19-5/16	5 pt. star	3/8	3-1/8	2.25/134	1/8	1-1/16	
Double Bevel version of 95-033										
	<b>95-038</b>		19-5/16	5 pt. Star			2.25/187	1/8	1-1/16	
(2) for 38" cut, heavy duty version of 95-033										
	<b>95-047</b>	131322	19-5/16	5 pt. Star			2.25/187	0	1	
(2) for 38" cut, high lift										
	<b>95-003</b>	134148 134148M 134148X 138497 139744MS 139774 24692 532134148 532139774	19-5/16	5 pt. Star			2.25/134	1/8	1	
(2) for 38" cut, mulcher										
	<b>195-003</b>		19-5/16	5 pt. star	5/16	3-1/8	2.25/134	1/8	7/8	
Double Bevel version of 95-003										
	<b>95-601</b>		19-5/16	5 pt. Star			2.50/187	1/8	3/4	
GATOR® G3™										
	<b>595-601</b>		19-5/16	5 pt. Star			3.00/164	1/8	1	
GATOR® G5™										














		OEM No.	Length	Center	Outer	C to C	W / T	Off	Lift	Prod. Code
<b>SEARS</b>										
	<b>95-015</b>	100669K 106634X 24691 25036 25036R 532106634	<b>19-3/8</b>	3/8			2.25/187	0	1	
(2) for 38" cut, heavy duty, use with 95-028 for bagging										
	<b>95-024</b>	33203 33204 56400 69229 80204 8029 850972	<b>19-15/16</b>	5/8	3/8	1-7/8	2.50/149	9/16	7/8	
20" cut, walk behind										
	<b>95-041</b>	25744	19-15/16	5/8	3/8	1-7/8	2.50/149	7/16	15/16	
20" cut, mulcher										
	<b>595-024</b> <b>NEW</b>		19-15/16	5/8	3/8	1-7/8	3.00/134	1/2	1	
GATOR® G5™										
	<b>95-051</b>	129277 131694 133346 134871 145106	<b>20</b>	5/8	3/8	1-7/8	2.25/134	7/16	11/16	
20" cut, mulcher, walk behind										
	<b>95-044</b>	114884 532752233 752233	20	5/8	3/8	1-7/8	2.00/134	5/16	13/16	
20" cut, mulching, walk behind										
	<b>98-002</b>		<b>20-15/16</b>	13/16	3/8	2-1/2	2.25/134	1/4	13/16	
21" cut										
	<b>98-007</b>	140026	<b>20-15/16</b>	13/16	3/8	2-1/2	2.25/134	5/16	15/16	
21" cut, mulching										
	<b>98-102</b> <b>NEW</b>		20-15/16	13/16	3/8	2-1/2	2.50/134	5/16	3/4	
GATOR® G3™										
	<b>95-048</b>		<b>21</b>	5 pt. Star			2.25/187	0	1	
(2) for 42" cut, sand blade										
	<b>195-048</b>		21	5 pt. star	5/16	3-1/8	2.25/187	0	3/4	
Double Bevel version of 95-048										
	<b>95-032</b>	127843 131323 138498 138791 138971	21	5 pt. Star			2.25/149	1/8	1-1/16	
(2) for 42" cut, high lift, fits CT12542B										
	<b>195-032</b>		21	5 pt. star	5/16	3-1/8	2.25/149	1/8	1-1/16	
Double Bevel version of 95-032										





































GROUP CONTINUES

		OEM No.	Length	Center	Outer	C to C	W / T	Off	Lift	Prod. Code
<b>SEARS</b>										
GROUP  CONTINUES										
	<b>95-039</b>		21	5 pt. Star			2.25/187	1/8	1-1/16	
(2) for 42" cut, heavy duty version of 95-032										
	<b>195-039</b>		21	5 pt. star	5/16	3-1/8	2.25/187	1/8	1-1/18	
Double Bevel version of 95-039										
	<b>96-900</b>		21	5 pt. Star			2.50/187	0	3/4	
GATOR® G3™										
	<b>596-900</b>		21	5 pt. Star			3.00/164	0	1	
GATOR® G5™										
	<b>95-005</b>	133128 134149 24676	<b>21-1/16</b>	5 pt. Star			2.25/134	1/8	1	
(2) for 42" cut, mulcher										
	<b>195-005</b>		21-1/16	5 pt. star	5/16	3-1/8	2.25/134	1/8	7/8	
Double Bevel version of 95-005										
	<b>495-005</b>		21-1/16	5 pt. Star			2.25/134	1/8	1	
	<b>95-019</b>	139775	21-1/16	5 pt. Star			2.25/149	1/8	1	
(2) for 42" cut, mulching, heavy duty version of 95-005										
	<b>195-019</b>		21-3/16	5 pt. star	5/16	3-1/8	2.25/149	1/8	15/16	
Double Bevel version of 95-019										
	<b>95-057</b>	175064	<b>21-1/8</b>	5/8	3/8	1-7/8	2.75/134	1/2	1-9/16	
21" cut, walk behind										
	<b>95-621</b>		21-1/8	5/8	3/8	1-7/8	2.50/187	1/2	3/4	
GATOR® G3™										
	<b>595-621</b> <b>NEW</b>		21-1/8	5/8	3/8	1-7/8	3.00/149	1/2	1	
GATOR® G5™										
	<b>95-023</b>	33214 33219 406713 532406713 532850973 56401 69334 701213 8021 850973	<b>21-3/4</b>	5/8	3/8	1-7/8	2.50/149	9/16	7/8	
22" cut, walk behind										
	<b>95-055</b>		21-3/4	5/8	3/8	1-7/8	2.50/149	9/16	1	
22" cut, high lift										


















GROUP CONTINUES













	<b>OREGON</b>	OEM No.	Length	Center	Outer	C to C	W / T	Off	Lift	Prod. Code
<b>SEARS</b>										
GROUP  CONTINUES										
	<b>95-043</b>	204335256 752234	21-3/4	5/8	3/8	1-7/8	2.00/134	5/16	3/4	
22" cut, mulcher, walk behind										
	<b>95-042</b>		21-3/4	5/8	3/8	1-7/8	2.50/149	7/16	15/16	
22" cut, mulcher, heavy duty										
	<b>95-021</b>	134768 141114 157101 700973 91333256 91333269	21-3/4	5/8	3/8	1-7/8	2.25/134	1/2	3/4	
22" cut, mulcher										
	<b>195-021</b>		21-3/4	5/8	3/8	1-7/8	2.25/120	1/2	15/16	
Double Bevel version of 95-021										
	<b>95-602</b>		21-3/4	5/8	3/8	1-7/8	2.50/187	9/16	3/4	
GATOR® G3™										
	<b>595-602</b> <b>NEW</b>		21-3/4	5/8	3/8	1-7/8	3.00/149	9/16	1	
GATOR® G5™										
	<b>96-401</b>	942-04290	<b>23-1/4</b>	5/8 Y 6 pt. Star			3.00/149	1/4	1	
GATOR® G3™										
<b>SENSATION MOWER INC.</b>										
	<b>91-664</b>	123-101	<b>20-1/4</b>	3/8	3/8	2	2.50/187	0	1	
20" cut										
<b>SIMPLICITY</b>										
	<b>91-712</b>	1656144 2025856 1656144ASM	<b>14-1/2</b>	3/4	3/8	3-1/16	2.00/187	0	1-1/8	
(3) for 42" cut, left hand cut, 7000, 7100 series and diesel models, pre 1997										
	<b>92-146</b>	165147A 165147ASM 165147SM 1656147	<b>15-5/16</b>	3/4	3/8	2-9/16	2.00/187	0	1	
(3) for 42" cut, 600, 1800, 5000, 6000 series										
	<b>96-638</b>	2025856	15-5/16	3/4	3/8	2-9/16	2.50/203	0	3/4	
GATOR® G3™										
	<b>96-397</b>	1725922 1725922SM 1736044AYP	<b>16</b>	1	3/8	2-9/16	2.50/203	0	1	
GATOR® G3™ (1) 96-397 & (2) 96-398 for 54" cut, Prestige, Conquest, Legacy XL										

		OEM No.	Length	Center	Outer	C to C	W / T	Off	Lift	Prod. Code
<b>SIMPLICITY</b>										
	<b>99-132</b>	1737228 1737228A 1737228AYP 1737228BM 1737228BMA 1737228BZ 1737228BZYP 1737228SM	<b>16-1/8</b>	13/16			2.50/.203	0	1-1/16	
(3) for 46" & 52" cut, 2620, 2724H, 2726H, AC23420, Broadmoor, Conquest, MF130, MF2523, Prestige, Regent, Regent EX, ZT3000, ZT27460										
	<b>599-132</b>		16-1/8	13/16			3.00/.203	0	1	
GATOR® G5™										
	<b>91-723</b>	1704856 1704856A 1704856ASM 1704856BMA 1704856BZ 1704856SM 71704856	<b>16-1/8</b>	3/4	3/8	2-9/16	2.00/.203	0	1-1/8	
(1) 91-723 & (1) 91-701 for 38" cut, 500 series, 1600 series, 2500-2600 series, Broadmoor, GTG, GTH, Landlord, LTG, LTH, Regent, ZT										
	<b>91-705</b>	17027774 17027774SM 1704100 1704100ASM 1704100BMA 1704100BZ 1704100SM 1716696 1716696A 1716696ASM 1716696SM 1727774 1727774A 1727774ASM 1727774BMA 1727774BZ 1727774SM 71704100	16-1/8	3/4	3/8	2-9/16	2.00/.203	0	1-1/16	
(3) for 44" & 50" cut, 1600 & 1700 series, 2616H, Broadmoor, Conquest, GTG, GTH, Landlord, LTH, Prestige, Regent										
	<b>90-685</b>		16-1/8	3/4	3/8	2-9/16	2.50/.203	0	3/4	
GATOR® G3™										
	<b>590-685</b>		16-1/8	3/4	3/8	2-9/16	3.00/.187	0	1	
GATOR® G5™										
	<b>91-711</b>	108448 1656143 210848A 210848ASM	<b>16-11/16</b>	3/4	3/8	3-1/16	2.00/.187	0	1	
(3) for 48" cut, left hand cut, new style mowing decks										
	<b>91-703</b>	1679916 1679916BZYP 71679916	<b>16-3/4</b>	1			2.50/.203	9/16	1-1/8	
(3) for 48" cut, left hand cut, large frame garden tractors 1987 & later										
	<b>91-715</b>	1656146 1656146ASM	<b>17</b>	3/4	3/8	2-9/16	2.00/.187	0	1	
(3) for 48" cut, 5200, 6100, 6200, 6500, FC & GT series										

		OEM No.	Length	Center	Outer	C to C	W / T	Off	Lift	Prod. Code
<b>SIMPLICITY</b>										
	<b>91-623</b>	A48185	<b>18</b>	5/8			3.00/.203	0	1-1/2	
(2) for 36", (3) for 52" cut, high lift										
	<b>96-344</b>		18	5/8			2.50/.203	0	3/4	
GATOR® G3™										
	<b>596-344</b>		18	5/8			3.00/.203	0	1	
GATOR® G5™										   
	<b>396-726</b>		18	5/8			3.00/.250	0	1	
GATOR® G6®										    
	<b>91-706</b>	1708229 1726453ASM 1726453BZ 1726453BZYP	<b>18-1/8</b>	3/4	3/8	2-9/16	2.00/.203	0	1	
(3) for 50" cut, fits large frame tractors										
	<b>90-698</b>		18-1/8	3/4	3/8	2-9/16	2.50/.203	0	3/4	
GATOR® G3™										
	<b>590-698</b>		18-1/8	3/4	3/8	2-9-16	3.00/.187	0	1	
GATOR® G5™										   
	<b>99-133</b>	1737252 1737252A 1737252AYP 1737252BM 1737252BMA 1737252BZ 1737252BZYP 1737252SM 1737252YP	<b>18-1/2</b>	3/4			2.50/.203	0	1-1/8	
(3) for 52" cut, 2620, 2724H, 2726H, Broadmoor, Champion 2652, Champion 2752, Conquest, MF2523, MF355X, MRZT26520, Prestige, Regent, Regent EX, ZT2752, ZT27460										
	<b>599-133</b>		18-1/2	3/4			3.00/.203	0	1	
GATOR™ G5™										   
	<b>91-713</b>	1653975 1656043 1657589 1657589A 1657589ASM 1657589SM 71657589	<b>18-1/2</b>	3/4	3/8	2-9/16	2.00/.187	0	3/4	
(2) for 36" cut, (1) 91-713 & (1) 91-714 for 36" cut bagger, 1036 Sprint, 3110, 4108, 4111, 4208, 4211, 5116, 6008, 6108, 608LT, 608LTD, 611LT, 616SPL, 808GT										
	<b>91-714</b>	1671593 1671593A 1671593ASM 1671593SM 71671593	18-1/2	3/4	3/8	2-9/16	2.50/.164	0	1-5/16	
(2) for 36" cut, (High lift bagging version of 91-713), 1036 Sprint, 3110, 4108, 4111, 4208, 4211, 5116, 6008, 6108, 608LT, 608LTD, 611LT, 616SPL, 808GT										
	<b>96-339</b>		18-1/2	3/4	3/8	2-9/16	2.50/.203	0	3/4	
GATOR® G3™										
	<b>96-398</b>	1725921 1725921SM 1736043BZ 1736043AYP	<b>20-9/16</b>	1	3/8	2-9/16	2.50/.203	0	1	
GATOR® G3, (2) 96-398 & (1) 96-397 for 54" cut, Prestige, Conquest, Legacy XL										



		OEM No.	Length	Center	Outer	C to C	W / T	Off	Lift	Prod. Code
<b>SIMPLICITY</b>										
	<b>99-134</b>	7100851A 7100851AYP 7100851BM 7100851BZ	<b>21-5/8</b>	3/8	3/8	1-7/8	2.25/134	1/4	1-1/8	
	<b>91-701</b>	1704101 1716695ASM 1704101A 1704101ASM 1704101BM 1704101BZ 71704101 1716695 1716695A	<b>22-1/4</b>	3/4	3/8	2-9/16	2.00/.203	0	1-1/16	
(1) 91-701 & (1) 91-723 for 38" cut, LT8 series										
	<b>96-654</b>		22-1/4	3/4	3/8	2-9/16	2.50/.203	0	3/4	
GATOR® G3™										
<b>SNAPPER</b>										
	<b>91-557</b>		<b>15</b>	1/2			2.50/.250	5/16	3/4	
(3) for 42" cut, ZTR										
	<b>91-536</b>		15	1/2			2.50/.250	5/16	1	
(3) for 42" cut, high lift, ZTR										
	<b>91-125</b>	79215 7-9215 79221 7-9221 7079221YP	15	1/2			2.50/.203	5/16	3/4	
(3) for 42" cut, low lift, ZTR										
	<b>96-343</b>		15	1/2			2.50/.203	5/16	1	
GATOR® G3™										
	<b>92-146</b>	1656147A 1656147ASM	<b>15-5/16</b>	3/4	3/8	2-9/16	2.00/.187	0	1	
	<b>96-638</b>		15-5/16	3/4	3/8	2-9/16	2.50/.203	0	3/4	
GATOR® G3™										
	<b>99-132</b>	1737228 1737228A 1737228BM 1737228BMA 1737228BZ 1737228BZYP 1737228YP 1739889BZ	<b>16-1/8</b>	13/16			2.50/.203	0	1-1/16	
(3) for 46" & 52" cut, 150, 200Z, 285Z, 300Z, 355Z, LT125, LT200, NXT200, RZT, SPX, ZT, ZTR										
	<b>599-132</b>		16-1/8	13/16			3.00/.203	0	1	
GATOR® G5™										
















		OEM No.	Length	Center	Outer	C to C	W / T	Off	Lift	Prod. Code
<b>SNAPPER</b>										
	<b>91-723</b>	1704856 1704856A 1704856ASM 1704856BMA 1704856BZ	<b>16-1/8</b>	3/4	3/8	2-9/16	2.00/.203	0	1-1/8	
	<b>91-705</b>	17027774 1704100 1704100A 1704100BMA 1704100BZ 1716696 1716696A 1716696ASM 1716696SM 1727774BMA 1727774BZ	16-1/8	3/4	3/8	2-9/16	2.00/.203	0	1-1/16	
(3) for 44" cut, 355Z, 360Z, 400Z, ACS, Fastcut, LT200, LT300, RMO, RZT, YT400										
	<b>90-685</b>		16-1/8	3/4	3/8	2-9/16	2.50/.203	0	3/4	
GATOR® G3™										
	<b>590-685</b>		16-1/8	3/4	3/8	2-9/16	3.00/.187	0	1	
GATOR® G5™										
	<b>91-180</b>	7-6675 7017036 7076675 7077378 76675 77377 77378 7017036BMI 7017036BMYP 7017036YP	<b>16-1/4</b>	5/8			2.50/.187	0	1	
(3) for 48" cut, series 2 decks										
	<b>91-183</b>		16-1/4	5/8			2.50/.250	0	1	
(3) for 48" cut, heavy duty										
	<b>91-313</b>		16-1/4	5/8			2.50/.203	0	1	
(3) for 48" cut										
	<b>93-005</b>		16-1/4	5/8	1/4	1-5/8	2.50/.250	0	1-3/16	
(3) for 48" cut, high lift, heavy duty, series 2 decks										
	<b>99-127</b>	7014036BMI 7014036BMYP 7014036YP 7017036 7017036BMI 7017036BMYP 7017036YP 7076675 7077378 76675 77377 77378	16-1/4	5/8			2.50/.203	0	1-1/16	
(2) for 32" cut, (3) for 48" cut, commercial-series 2 decks										

GROUP  CONTINUES

		OEM No.	Length	Center	Outer	C to C	W / T	Off	Lift	Prod. Code
<b>SNAPPER</b>			<b>GROUP ↑ CONTINUES</b>							
	<b>91-368</b>		16-1/4	5/8			2.50/.203	0	1	
(3) for 48" cut										
	<b>96-310</b>		16-1/4	5/8			2.50/.203	0	3/4	
GATOR® G3™										
	<b>596-310</b>		16-1/4	5/8			3.00/.203	0	1	
GATOR® G5™										
	<b>396-716</b>		16-1/4	5/8			3.00/.250	0	1	
GATOR® G6®										
	<b>99-120</b>	1-9733 7019733 7019733BMYP	<b>16-1/2</b>	3/8			2.75/.164	1/4	7/8	
(3) for 48" cut, LT48 steel deck										
	<b>99-126</b>	1-7043 7075771BZYP	<b>16-1/2</b>	5/8			2.50/.203	0	1-1/16	
(3) for 48" cut, commercial, model PMA480, Pro Series O, Pro 7 Series 0,1,2,4										
	<b>396-735</b>		16-1/2	5/8			3.00/.250	0	1	
GATOR® G6®										
	<b>91-123</b>	79388 7-9388 7079388	<b>16-15/16</b>	1/2			2.50/.203	5/16	1-5/16	
(3) for 48" cut, high lift, ZTR										
	<b>91-126</b>	1-7043 79369 7079369 7079369YP	16-15/16	1/2			2.50/.203	5/16	3/4	
(3) for 48" cut, low lift, ZTR										
	<b>99-617</b>		16-15/16	1/2			2.50/.203	5/16	3/4	
GATOR® G3™										
	<b>91-181</b>	17037 7075751BZYP 7076450 76450 77344	<b>18</b>	5/8			2.50/.187	0	1	
(2) for 36" cut, (3) for 52" cut, Series 2 decks, Pro Series 0, Pro 7 series 0,1,2,4										
	<b>91-184</b>		18	5/8			2.50/.250	0	1	
(2) for 36" cut, (3) for 52" cut, heavy duty, Series 2 decks, Pro Series 0, Pro 7 series 0,1,2,4										
	<b>93-006</b>		18	5/8	1/4	1-5/8	2.50/.250	0	1-3/16	
(3) for 52" cut, (2) for 36" cut, super high lift, heavy duty										
	<b>99-128</b>		18	5/8			2.50/.203	0	1-1/16	
(2) for 36" cut, (3) for 52" cut, commercial, Series 2 decks, Pro series 0, Pro 7 series 0,1, 2, 4										


























GROUP ↓ CONTINUES
















		OEM No.	Length	Center	Outer	C to C	W / T	Off	Lift	Prod. Code
<b>SNAPPER</b>										
	<b>96-344</b>		18	5/8			2.50/.203	0	3/4	
GATOR® G3™										
	<b>596-344</b>		18	5/8			3.00/.203	0	1	
GATOR® G5™										
	<b>396-726</b>		18	5/8			3.00/.250	0	1	
GATOR® G6®										
	<b>95-085</b>	539112079	<b>18</b>	5 pt. Star			2.50/.203	0	1	
(3) for 52" cut, ZEKH52240										
	<b>595-085</b>		18	5 pt. Star			3.00/.164	0	1	
GATOR® G5™										
	<b>91-706</b>	1708229 1708229A 1708229ASM 1708229BMA 1726453 1726453A 1726453BMA 1726453BZ 1726453BZP 1726453BZYP	<b>18-1/8</b>	3/4	3/8	2-9/16	2.00/.203	0	1	
(3) for 50" cut, 1695141, 1695418, 1695588, 150Z series models CSC2650, SC2450, SC2650, ZT2450, LT200 series models LT18500 & LT2250, RZT model RZT22500BVE2 (7800011 & 7800153), YT1850, YT2050, YT2350, YT23500 (2690752), YT2250 (1694627), YT22500 (2690269), YT400										
	<b>90-698</b>		18-1/8	3/4	3/8	2-9/16	2.50/.203	0	3/4	
GATOR® G3™										
	<b>590-698</b>		18-1/8	3/4	3/8	2-9-16	3.00/.187	0	1	
GATOR® G5™										
	<b>99-133</b>	1737252 1737252A 1737252AYP 1737252BM 1737252BMA 1737252BZ 1737252BZYP 1737252YP	<b>18-1/2</b>	3/4			2.50/.203	0	1-1/8	
(3) for 52" cut, 150, 150Z, 285Z, 300Z, 365Z, LT125, LT200, LT300, NXT200, RMO, RZT, SPX, YT400, ZT, ZTR										
	<b>599-133</b>		18-1/2	3/4			3.00/.203	0	1	
GATOR® G5™										
	<b>91-713</b>	1657589A	<b>18-1/2</b>	3/4	3/8	2-9/16	2.00/.187	0	3/4	
	<b>91-714</b>	1671593A 1671593ASM	18-1/2	3/4	3/8	2-9/16	2.50/.164	0	1-5/16	
	<b>96-339</b>		18-1/2	3/4	3/8	2-9/16	2.50/.203	0	3/4	
GATOR® G3™										

		OEM No.	Length	Center	Outer	C to C	W / T	Off	Lift	Prod. Code
<b>SNAPPER</b>										
	<b>99-116</b>	24466 2-4466 42998 4-2998 7024466 7042998 7042998BZ 7042998BMA 7042998BZYP	<b>19-7/16</b>	1			2.25/.203	3/16	15/16	
(2) for 38" cut										
	<b>99-614</b>		19-7/16	1			2.50/.203	3/16	3/4	
GATOR® G3™										
	<b>99-103</b>	1-7002 1-9645 1-9702 1-9710 2-6691 7026691 7026691BZYP 7019645 7019702 7019710 7017002 7026691	<b>20-11/16</b>	3/8	3/8	2-3/4	2.75/.164	3/16	1	
21" cut, walk behind, steel deck										
	<b>99-107</b>	1-9795 7019795BZYP	20-11/16	3/8	3/8	2-3/4	2.75/.164	3/16	1	
21" cut walk behind, (2) for 41" cut tractor, punched for high lift deflector 79-732										
	<b>99-121</b>	1-7168 7041939BZYP	20-11/16	3/8	3/8	2-3/4	2.75/.164	3/16	1-1/4	
21" cut, recycler										
	<b>96-620</b>		20-11/16	3/8	3/8	2-3/4	2.75/.164	3/16	3/4	
GATOR® G3™										
	<b>99-119</b>	7100242 7100242AYP	<b>20-11/16</b>	3/8			2.50/.149	3/8	1-1/8	
	<b>91-128</b>	79371 7-9371 7079371BMYP 7079371	<b>20-15/16</b>	1/2			2.50/.203	5/16	1-1/4	
(3) for 60" cut, high lift, ZTR										
	<b>91-127</b>	79222 7-9222 7079222	20-15/16	1/2			2.50/.203	5/16	3/4	
(3) for 60" cut, low lift, ZTR										
	<b>99-615</b>		20-15/16	1/2			2.50/.203	5/16	3/4	
GATOR® G3™										
	<b>91-308</b>	17081 7017081 7075770 7075770BMA 7075770BZ 7075770YP 75770	<b>21</b>	5/8			2.50/.203	0	1	
(3) for 61" cut										






















GROUP  CONTINUES

		OEM No.	Length	Center	Outer	C to C	W / T	Off	Lift	Prod. Code
<b>SNAPPER</b>			<b>GROUP  CONTINUES</b>							
	<b>96-347</b>		21	5/8			2.50/.203	0	3/4	
GATOR® G3™										
	<b>96-360</b>		21	5/8			2.50/.203	0	3/4	
GATOR® G3™										
	<b>596-347</b>		21	5/8			3.00/.203	0	1	
GATOR® G5™										
	<b>396-727</b>		21	5/8			3.00/.250	0	1	
GATOR® G6®										
	<b>99-134</b>	7100851 7100851A 7100851AYP 7100851BM 7100851BMA 7100851BMYP 7100851BZ 721865	<b>21-5/8</b>	3/8	3/8	1-7/8	2.25/.134	1/4	1-1/8	
22" cut, 6.5GT, 6.75GT										
	<b>99-113</b>	19515 1-9515 7019515BZYP 7019515	<b>28</b>	1-1/16	1/2	7-1/2	2.75/.164	1/4	13/16	
28" cut, rear engine rider, punched for high lift deflector 79-728										
	<b>99-131</b>		28	1-1/16	1/2	7-1/2	2.75/.164	1/4	13/16	
28" cut, rear engine rider, no deflector holes										
	<b>99-114</b>		28	1-1/16	1/2	7-1/2	2.75/.187	1/4	13/16	
28" cut, rear engine rider, Heavy Duty, punched for high lift deflector 79-728										
	<b>96-628</b>		28	1-1/16	1/2	7-1/2	2.75/.187	1/4	3/4	
GATOR® G3™										
	<b>596-628</b>		28	1-1/16	1/2	7-1/2	3.00/.187	5/16	1	
GATOR® G5™										
	<b>99-112</b>	18069 1-8069 7018069BZYP 7018069	<b>30</b>	1-1/16	1/2	7-1/2	2.75/.187	1/4	13/16	
30" cut, rear engine rider, punched for high lift deflector 79-724										
	<b>99-118</b>		30	1-1/16	1/2	7-1/2	2.75/.187	1/4	7/8	
30" cut, rear engine rider										
	<b>96-630</b>		30	1-1/16	1/2	7-1/2	2.75/.187	1/16	3/4	
GATOR® G3™										

























		OEM No.	Length	Center	Outer	C to C	W / T	Off	Lift	Prod. Code
<b>SNAPPER</b>										
	<b>99-117</b>	19523 1-9523 7019523 7019523BZYP	<b>32-7/8</b>	1-1/16	1/2	7-1/2	2.75/187	1/4	1	
33" cut, rear engine riders, punched for high lift deflector 79-728										
	<b>96-633</b>		32-7/8	1-1/16	1/2	7-1/2	2.75/187	1/4	3/4	
GATOR® G3™ 										
	<b>596-633</b>		32-7/8	1-1/16	1/2	7-1/2	3.00/187	5/16	1	
GATOR® G5™    										
<b>SOUTHLAND</b>										
	<b>91-044</b>	2341	<b>19-13/16</b>	3/8	3/8	2	2.25/187	1/2	5/8	
20" cut										
	<b>91-049</b>	2343	<b>21-7/8</b>	3/8	3/8	2	2.25/187	1/2	5/8	
22" cut										
<b>STEINER</b>										
	<b>396-739</b>		<b>20-1/2</b>	1/2			3.00/250	0	1	
GATOR® G6®     										
	<b>91-731</b>	79068	<b>24-3/4</b>	1/2			2.50/250	0	11/16	
(3) for 72" cut, standard lift, also fits Ventrac OEM# 79-0038										
<b>SUTECH</b>										
	<b>91-802</b>	2107-11	<b>12-1/8</b>	5/8 h 3/4 w	1/4	1-5/8	2.00/203	0	7/8	
(3) for 33" cut (straight cutting edge)										
	<b>96-632</b>	USU1G	12-1/8	5/8 h 3/4 w	1/4	1-5/8	2.50/203	0	3/4	
GATOR® G3™  										
<b>SWISHER</b>										
	<b>92-147</b>	10358	<b>15-1/2</b>	3/4			2.50/312	1/2	0	
(4) for 52" cut, RTB18552 										
	<b>91-573</b>	3295	<b>17-1/2</b>	3/8	3/8	3	2.50/187	1/2	3/4	
GATOR® G3™ Fits ZT2350A, ZT2450A 										
	<b>91-732</b>	660-1	<b>20-1/2</b>	11/16 x 3/4			2.25/187	0	7/8	
(3) for 60" cut										

	OREGON	OEM No.	Length	Center	Outer	C to C	W / T	Off	Lift	Prod. Code
<b>SWISHER</b>										
	<b>91-050</b>	9004 9037 B40L-1	<b>20-1/2</b>	3/8	3/8	3	2.25/187	1/2	13/16	
(3) for 60" cut, model T-60 Finish Cut Trailmower										
	<b>91-574</b>	3293	20-1/2	3/8	3/8	3	2.50/187	1/2	3/4	
GATOR® G3™ (3) For 60" cut, T-60, T1360, T14560, T18560, T1360H, ZT2350, ZT2660, ZT2560, ZT2660B										
	<b>391-574</b> <b>NEW</b>		20-1/2	3/8	3/8	3	3.00/250	1/2	1	
GATOR® G6® <b>Heavy Duty High Lift Xtended Fusion</b>										
	<b>91-051</b>	9005 9036 B32S-1	<b>22</b>	3/8	3/8	3	2.25/187	1/2	13/16	
(2) for 44" cut, model T-44 Finish Cut Trailmower										
<b>TORO</b>										
	<b>91-802</b>	100776 100777 101335	<b>12-1/8</b>	5/8 h 3/4 w	1/4	1-5/8	2.00/203	0	7/8	
(3) for 36" cut, high lift, for 1973-1976 side discharge mowers, fits long & short frame tractors. Plus, Commando 800, 5-0720, 5-0721, 5-0722 & 65-26M201 & 1-100776										
	<b>91-805</b>	106077 106636 106077-03	<b>13-7/8</b>	3/4			2.00/203	0	1-1/16	
(3) for 42" cut, side discharge										
	<b>90-643</b>		13-7/8	3/4			2.50/203	0	3/4	
GATOR® G3™										
	<b>96-374</b>	108-4081 108-4081-03 108-4089-03 108-4110-03 108-4111-03 108-4112-03 114-4961 114-4962 114-4963 114-4964 114-4965	<b>14</b>	5/8			2.50/250	0	3/4	
GATOR® G3™ (3) for 40" cut, turbo force deck										
	<b>91-804</b>	106108 106635 79-2920	<b>14-1/2</b>	3/4			2.00/203	0	7/8	
(3) for 42" cut, rear discharge										
	<b>594-601</b> <b>NEW</b>	116-6358 116-6358-03 116-6358-S	<b>15-3/8</b>	5/8	5/16	1-1/4	3.00/134	5/16	1	
GATOR® G5™, (2) for 30" cut, 22200 Turfmaster walk behind <b>High Lift Xtended Fusion</b>										


















		OEM No.	Length	Center	Outer	C to C	W / T	Off	Lift	Prod. Code
<b>TORO</b>										
	<b>94-026</b>	106-0627 54-0010 54-0010-03 54-0010-09	<b>15-1/2</b>	5/8			2.50/187	5/16	3/4	
(3) for 44" cut, SFS deck										
	<b>94-039</b>	108-1125 55-4940 55-4940-03 55-4940-09	15-1/2	5/8			2.50/203	5/16	15/16	
(3) for 44" cut, high lift, SFS deck										
	<b>94-061</b>	106-0630 92-7952 92-7952-03 92-7952-09	15-1/2	5/8			2.50/187	5/16	1	
(3) For 44" cut, mulcher, SFS deck, recycler										
	<b>94-615</b>	100200 100-6490-03 104-1300 108-1116	15-1/2	5/8			2.50/203	5/16	3/4	
GATOR® G3™										
	<b>91-806</b>	106078 106637	<b>16-1/16</b>	3/4			2.00/203	0	15/16	
(3) for 48" cut, side discharge, 5Xl, XT Series, Z480, ZX480										
	<b>90-644</b>		16-1/16	3/4			2.50/203	0	3/4	
GATOR® G3™										
	<b>91-313</b>	103-2527 1-323515	<b>16-1/4</b>	5/8			2.50/203	0	1	
(3) for 48" cut										
	<b>91-180</b>		16-1/4	5/8			2.50/187	0	1	
(3) for 48" cut										
	<b>91-183</b>		16-1/4	5/8			2.50/250	0	1	
(3) for 48" cut										
	<b>99-127</b>		16-1/4	5/8			2.50/203	0	1-1/16	
(3) for 48" cut										
	<b>91-368</b>	103-2517	16-1/4	5/8			2.50/203	0	1	
(3) for 48" cut, mulching										
	<b>96-310</b>		16-1/4	5/8			2.50/203	0	3/4	
GATOR® G3™										
	<b>596-310</b>		16-1/4	5/8			3.00/203	0	1	
GATOR® G5™										
	<b>396-716</b>		16-1/4	5/8			3.00/250	0	1	
GATOR® G6®										

		OEM No.	Length	Center	Outer	C to C	W / T	Off	Lift	Prod. Code
<b>TORO</b>										
	<b>92-029</b>	109-6872	<b>16-1/4</b>	15/16			2.50/.203	0	1	
(3) for 48" cut, Titan										
	<b>92-026</b>		16-1/4	15/16			2.50/.203	0	1	
(3) for 48" cut, mulching, Titan										
	<b>96-321</b>		16-1/4	15/16			2.50/.203	0	1	
GATOR® G3™										
	<b>596-321</b>		16-1/4	15/16			3.00/.203	0	1	
GATOR® G5™										
	<b>92-036</b>	107-3192 107-3192-03	<b>16-1/2</b>	5/8			2.50/.250	0	1	
(3) for 48" cut, high lift, turbo force deck										
	<b>99-126</b>		16-1/2	5/8			2.50/.203	0	1-1/16	
(3) for 48" cut, turbo force deck										
	<b>96-308</b>	107-3193 107-3193-03 107-3194 107-3194-03 107-3195 107-3195-03 107-3196 107-3196-03 110-0415 110-0416 110-0417	16-1/2	5/8			2.50/.203	0	1	
GATOR® G3™										
	<b>91-621</b>		16-1/2	5/8			3.00/.203	0	1-1/2	
(3) for 48" cut, Extra high lift, turbo force deck										
	<b>92-207</b>		16-1/2	5/8			2.50/.203	0	13/16	
(3) for 48" cut, low lift, turbo force deck										
	<b>92-743</b>		16-1/2	5/8			2.50/.203	0	1	
(3) for 48" cut, mulching, turbo force deck										
	<b>596-308</b>		16-1/2	5/8			3.00/.203	0	1	
GATOR® G5™										
	<b>396-735</b>		16-1/2	5/8			3.00/.250	0	1	
GATOR® G6®										

		OEM No.	Length	Center	Outer	C to C	W / T	Off	Lift	Prod. Code
<b>TORO</b>										
	<b>91-502</b>	113579 113579-09	<b>17</b>	5/8			2.50/.203	0	1-3/16	
(3) for 50" cut, model 718Z										
	<b>91-505</b>		17	5/8			2.50/.250	0	1-1/8	
(3) for 50" cut, high lift, model 718Z										
	<b>96-323</b>		17	5/8			2.50/.203	0	1	
GATOR® G3™										
	<b>94-063</b>	112-9759-03	<b>17-1/2</b>	5/8			2.25/.164	1/2	15/16	
(3) for 50" cut, Time CutterZ										
	<b>96-382</b>		17-1/2	5/8			2.25/.203	7/16	3/4	
GATOR® G3™										
	<b>94-018</b>	106-0628 27-0990 44-5480 44-5480-03	<b>18</b>	1/2			2.50/.187	3/16	11/16	
(2) for 36" cut, (3) for 52" cut, SFS deck										
	<b>94-022</b>	106-0626 56-2390 56-2390-03 56-2390-09	18	1/2			2.50/.187	3/16	1	
(2) for 36" cut, (3) for 52" cut, high lift, SFS deck										
	<b>94-046</b>	108-1127 92-7961 92-7961-03 92-7961-09	18	1/2			2.50/.203	1/8	1-1/16	
(3) for 52" cut, mulcher, SFS deck, recycler										
	<b>94-618</b>	104-1301 108-1477	18	1/2			2.50/.203	3/16	3/4	
GATOR® G3™										
	<b>96-718</b>		18	1/2			2.50/.250	3/16	1	
GATOR® G3™										
	<b>94-064</b>	107-1741-03	<b>18</b>	5/8			2.50/.187	3/16	11/16	
(3) for 52" cut, Time Cutter ZX										
	<b>94-065</b>	107-1742 107-1742-03	18	5/8			2.50/.187	3/16	1	
(3) for 52" cut, Time Cutter ZX Recycler										
	<b>96-395</b>		18	5/8			2.50/.203	3/16	3/4	
GATOR® G3™										
	<b>94-053</b>	105-7781 105-7781-03	<b>18</b>	5/8			2.50/.250	0	1	
(2) for 36", (3) for 52" cut, high lift, turbo force deck										
	<b>91-181</b>	103-2508 1-633485	18	5/8			2.50/.187	0	1	
(2) for 36" cut, (3) for 52" cut, Laser Z, Metro, Turf Ranger, Turf Tracer, Viking										





















GROUP  CONTINUES

		OEM No.	Length	Center	Outer	C to C	W/T	Off	Lift	Prod. Code
<b>TORO</b>										
GROUP  CONTINUES										
	<b>91-312</b>	103-2528 1-633482	18	5/8			2.50/.203	0	1	
(2) for 36", (3) for 52" cut, ProLine										
	<b>91-335</b>	103-2518	18	5/8			2.50/.203	0	1	
(2) for 36" cut, mulcher, recycler										
	<b>96-344</b>	105-7779 105-7779-03 105-7794 105-7794-03 105-7795 105-7795-03 105-7796 105-7796-03 108-1118 110-0406 110-0408 110-0409	18	5/8			2.50/.203	0	3/4	
GATOR® G3™										
	<b>596-344</b>		18	5/8			3.00/.203	0	1	
GATOR® G5™ (2) for 36" cut, (3) for 52" cut, Turbo Force built 2010 and later										
	<b>396-726</b>		18	5/8			3.00/.250	0	1	
GATOR® G6® (2) for 36" cut, (3) for 52" cut, Turbo Force built 2010 and later										
	<b>92-030</b>	109-6873	<b>18</b>	15/16			2.50/.203	0	1	
(3) for 52" cut, Titan Z5200										
	<b>92-027</b>		18	15/16			2.50/.203	0	1	
(3) for 52" cut, mulching, Titan Z5200										
	<b>96-322</b>		18	15/16			2.50/.203	0	1	
GATOR® G3™										
	<b>596-322</b>		18	15/16			3.00/.203	0	1	
GATOR® G5™										
	<b>396-322</b> <b>NEW</b>		18	15/16			3.00/.250	0	1	
GATOR® G6®										
	<b>96-803</b>	115-4999 115-4999-03 115-9650-03	<b>18-3/4</b>	5/8			2.25/.164	7/16	3/4	
GATOR® G3™ (3) for 54" cut, Titan ZX5400, Titian ZX5420										
	<b>91-817</b>	109079 109918	<b>18-3/4</b>	3/4			2.00/.203	0	1	
(2) for 36" cut										

		OEM No.	Length	Center	Outer	C to C	W / T	Off	Lift	Prod. Code
<b>TORO</b>										
	<b>94-043</b>	86-0010 86-0010-03	<b>19</b>	1/2			2.50/.250	3/16	7/8	
(7) for 455D, 4100D										
	<b>96-701</b>	106-7166-03 107-0210-03 107-0215-03 108-1451 108-1452 110-6116-03	19	1/2			2.50/.250	3/16	1	
GATOR® G3™										
	<b>94-066</b>	88-5140 88-5140-03	<b>19-5/16</b>	5/8			2.50/.187	11/16	13/16	
(2) for 38" cut, 74301, 74402, 14-38Z Time Cutter Z										
	<b>94-032</b>	14-4889 14-7799 79-1720 79-3060 79-3061 79-3061-03	<b>19-1/4</b>	5/8			2.50/.187	9/16	3/4	
(2) for 38" cut, recycler mulching blade										
	<b>94-038</b>	57-4700 57-4700-03 57-4700-09	19-1/4	5/8			2.50/.187	9/16	1-1/4	
(2) for 38" cut, high lift, front engine rider										
	<b>94-602</b>		19-1/4	5/8			2.50/.203	9/16	3/4	
GATOR® G3™										
	<b>96-802</b>	110-5946 110-5948 110-5948-03	<b>20</b>	1/2			2.50/.250	1/2	3/4	
GATOR® G3™ for Groundsmaster 5900/5910										
	<b>94-029</b>	69-6920	<b>20</b>	5/8			2.50/.250	3/16	1	
(11) for 16' cut, Groundsmaster 580D model										
	<b>94-620</b>		20	5/8			2.50/.203	3/16	3/4	
GATOR® G3™										
	<b>96-720</b>		20	5/8			2.50/.250	3/16	1	
GATOR® G3™										
	<b>94-001</b>	93-0241 93-0241-03	<b>20-1/4</b>	7/16			2.50/.134	5/16	3/4	
21" cut, recycler with 4.5 HP engine, model 20444, walk behind										
	<b>94-072</b>	110-4702 110-4702-03 110-4703 110-4703-03	<b>20-1/2</b>	1/2			2.50/.250	0	3/4	
(3) for 60" cut, Groundsmaster 7200										
	<b>96-801</b>	110-4701 110-4701-03	20-1/2	1/2			2.50/.250	0	1	
GATOR® G3™										
	<b>91-503</b>	112947	<b>20-1/2</b>	5/8			2.50/.203	0	1-3/16	
(3) for 60" cut										

GROUP  CONTINUES



























		OEM No.	Length	Center	Outer	C to C	W / T	Off	Lift	Prod. Code
<b>TORO</b>										
<b>GROUP  CONTINUES</b>										
	<b>94-055</b>	105-7718 105-7718-03 108-1114	20-1/2	5/8			2.50/250	0	1	
(3) for 60" cut, high lift, turbo force deck										
	<b>96-319</b>	105-7715 105-7715-03 105-7716 105-7716-03 105-7777 105-7777-03 105-8777 105-8777-03 106-8777 108-1123 108-1128 108-115 110-0405	20-1/2	5/8			2.50/203	0	3/4	
GATOR® G3™										
	<b>596-319</b>		20-1/2	5/8			3.00/203	0	1	
GATOR® G5™ Turbo Force deck built 2010 and later										
	<b>396-740</b>		20-1/2	5/8			3.00/250	0	1	
GATOR® G6® Turbo Force deck built 2010 and later										
	<b>94-127</b>	14-1659 62-7700-03 62-7700-03P 75-9420 91-2256 91-2256-03 91-2256-03P 91-2256-03-PLT	<b>20-15/16</b>	7/16	3/8	2-7/16	2.25/134	5/16	7/8	
(1) for 21" cut, walk behind recycler										
	<b>94-770</b>		20-15/16	7/16	3/8	2-7/16	2.25/134	3/8	7/8	
21" cut, super high lift, Vacu-Power models, walk behind mower										
	<b>96-600</b>		20-15/16	7/16	3/8	2-7/16	2.25/134	5/16	3/4	
GATOR® G3™ Will not fit BBC equipped mowers.										
	<b>94-051</b>	108-3762-03 108-3762-03P 93-4106-03 93-4106-03P	<b>20-7/8</b>	7/16	3/8	2-1/2	2.25/149	7/16	7/8	
(1) for 21" cut, walk behind mower										
	<b>96-660</b>	108-0954 108-0954-03 108-0954-S	20-7/8	7/16	3/8	2-1/2	2.25/134	7/16	1	
GATOR® G3™										
	<b>92-011</b>	612543 612543-01 612543-03 683682 684380	<b>20-15/16</b>	5/8	1/2	2-9/16	3.00/120	11/16	7/8	
(1) for 21" cut, walk behind mower										
	<b>94-017</b>	26-0880 42-1000 107-4276-03	<b>21</b>	7/16	3/8	2-7/16	2.25/134	5/16	7/8	
21" cut, Grassmaster models 1974-1977, used on models with blade brake clutch										
























		OEM No.	Length	Center	Outer	C to C	W / T	Off	Lift	Prod. Code
<b>TORO</b>										
	<b>94-019</b>	106-0629 44-6250 44-6250-03	<b>21-1/2</b>	1/2			2.50/187	3/16	11/16	
(3) for 62" cut, SFS deck										
	<b>94-621</b>	104-1303 106-0631	21-1/2	1/2			2.50/203	3/16	3/4	
GATOR® G3™										
	<b>96-721</b>		21-1/2	1/2			2.50/250	3/16	1	
GATOR® G3™										
	<b>94-069</b>	110-1857-03 110-6568 110-6568-03 117-5372-03	<b>21-9/16</b>	5/8			2.25/164	5/8	1-1/4	
(2) for 42" cut, Time Cutter Z										
	<b>94-068</b>	106-2247 106-2247-03	21-9/16	5/8			2.25/164	9/16	13/16	
(2) for 42" cut, mulcher, recycler, Time Cutter Z										
	<b>96-362</b>		21-9/16	5/8			2.25/203	5/8	3/4	
GATOR® G3™										
	<b>94-045</b>	92-5608 92-5608-03	<b>21-11/16</b>	1/2			2.50/250	1/2	1	
(3) for 62" cut, recycler, (7) for 11' Groundmaster 4000d										
	<b>96-708</b>	107-0241-03 110-6115-03	21-11/16	1/2			2.50/250	1/2	1	
GATOR® G3™										
	<b>94-322</b>	104-8697 104-8697-03 104-8697-03P 108-9764 108-9764-03 108-9764-03P	<b>21-11/16</b>	7/16			2.25/149	7/16	13/16	
(1) for 22" cut, walk behind mower, recycler										
	<b>96-607</b>		21-11/16	7/16	3/8	2-1/2	2.25/149	7/16	3/4	
GATOR® G3™										
	<b>94-075</b> <b>NEW</b>	108-7395-03	<b>22</b>	1/2			2.50/250	1/2	15/16	
Combo, 4300-D										
	<b>94-077</b> <b>NEW</b>	117-0209-03	22	1/2			2.50/250	7/16	1	
Angle, 4300-D										
	<b>94-076</b> <b>NEW</b>	114-0434-03	22	1/2			2.50/250	1/2	1	
High lift, 4300-D										
	<b>394-075</b> <b>NEW</b>		22	1/2			3.00/250	1/2	1	
High lift, 4300-D										





























Heavy Duty High Lift Xtended Flotation 

		OEM No.	Length	Center	Outer	C to C	W/T	Off	Lift	Prod. Code
<b>TORO</b>										
	<b>94-074</b> <b>NEW</b>	110-0621 110-0621-03	<b>24-1/2</b>	1/2			2.50/250	0	1	
(3) for Groundsmaster 3280-D3320										
	<b>94-071</b>	110-0622-03 110-0624 110-0624-03	24-1/2	1/2			2.50/250	0	3/4	
GATOR® G3™ (3) for Groundsmaster 3280-D3320										
	<b>92-035</b>	105-7784 105-7784-03 108-1120 110-0622-03	<b>24-1/2</b>	5/8			3.00/250	0	1-3/16	
(3) for 72" cut, high lift, turbo force deck										
	<b>96-341</b>	105-7711 105-7711-03 105-7712 105-7712-03 105-7719 105-7719-03 105-7778 105-7778-03 108-1126 110-0404 110-0410 110-0411	24-1/2	5/8			2.50/203	0	3/4	
GATOR® G3™										
	<b>596-341</b>		24-1/2	5/8			3.00/203	0	1	
GATOR® G5™ Turbo Force deck built 2010 and later										
	<b>396-764</b>		24-1/2	5/8			3.00/250	0	1	
GATOR® G6® Turbo Force deck built 2010 and later										
	<b>96-724</b>	52-0240 52-0250	<b>24-3/4</b>	1/2			2.50/250	1/2	1	
GATOR® G3™ (3) for 72" cut, rear discharge, right hand cut, Groundmaster										
	<b>94-058</b>	108-1121 94-1861 94-1861-03	<b>24-3/4</b>	1/2			2.50/250	1/4	9/16	
(3) for 72" cut, SFS deck										
	<b>94-011</b>	29-5530 29-5530-03	<b>25</b>	3/4			2.50/250	1/4	1-1/16	
(3) for 72" cut, high lift, left hand cut, heavy duty, Groundmaster										
	<b>96-602</b>		25	3/4			2.50/250	1/4	1	
GATOR® G3™										
	<b>94-040</b>	85-6040 85-6040-03	<b>25-3/16</b>	1/2			2.50/250	1/4	1-1/8	
(3) for 72" cut, recycler, Groundmaster										
	<b>96-705</b>		25-3/16	1/2			2.50/250	1/4	1	
GATOR® G3™										
	<b>94-073</b> <b>NEW</b>	108-1958 108-1958-03	<b>25-3/16</b>	1/2			2.50/250	1/2	1-1/8	
(3) for 72" cut, Z597-D Z Master										

























































		OEM No.	Length	Center	Outer	C to C	W / T	Off	Lift	Prod. Code
<b>TORO</b>										
	<b>94-052</b>	100-5754 100-5754-03 105-9810 105-9810-03	<b>27</b>	1/2			2.50/250	1/2	15/16	
(3) for 72" cut, 3500-D, 3505-D, 4500-D, 4700-D										
	<b>94-049</b> <b>NEW</b>	108-9026-03	27	1/2			2.50/250	1/2	3/4	
(3) for 72" cut, 3500-D, 3505-D, 4500-D, 4700-D										
	<b>96-741</b>	107-0235-03	27	1/2			2.50/250	1/2	1	
GATOR® G3™										
	<b>94-021</b>	33-4750 33-4750-03 88-4430 88-4430-03	<b>31-7/16</b>	5/8			2.50/187	5/16	1-3/16	
(1) for 32" cut, timecutter, recycler										
<b>TROY-BILT (ALSO SEE MTD)</b>										
	<b>98-063</b>	742-0611 942-0611	<b>16-1/4</b>	5/8 Y 6 pt. Star	5/16	2-1/2	2.50/149	7/16	1	
(2) 98-063 & (1) 98-061 for 46" cut - star center hole, outside blades, MTD "3 in 1" mulcher, 1999 & after, fits auto drive step through tractors										
	<b>198-063</b>		16-1/4	5/8 Y 6 pt. star	3/8	2-1/2	2.50/149	7/16	1-1/8	 
Double Bevel version of 98-063										
	<b>98-054</b>	742-0644 942-0644	<b>16-1/4</b>	5/8 Y 6 pt. Star	5/16	2-1/2	3.00/120	5/16	1-3/16	
(3) for 46" cut - star center hole, deep deck, 1997 & after use (2) 98-054 with (1) 98-069 for 46" cut, outside blades for 46" cut model series 600 & 800 built since 1997										
	<b>98-634</b>		16-1/4	5/8 Y 6 pt. Star	5/16	2-1/2	2.50/187	5/16	3/4	
GATOR® G3™										
	<b>598-634</b>		16-1/4	5/8 Y 6 pt. Star	5/16	2-1/2	3.00/164	5/16	1	   
GATOR® G5™										
	<b>98-037</b>	742-0171B 942-0171B	<b>17-1/4</b>	3/8	5/16	2-1/2	2.50/187	5/16	1-1/8	
(3) for 50" cut, side discharge, fits models 985,992,993, 958, 998 - 1997 & before										
	<b>98-094</b>	742-04154 742-04154A 942-04154 942-04154A	<b>17-7/8</b>	bow-tie			2.50/149	1	1-1/8	
(2) for 33" cut, wide area mowers, TBWC33XP										
	<b>98-671</b>		17-7/8	bow-tie	5/16	2-1/2	2.50/149	1	3/4	
GATOR® G3™ Version of 98-094 GATOR®										
	<b>92-140</b>	942-0739	<b>19</b>	bow-tie	5/16	2-1/2	2.25/134	1/4	1-1/8	
19" cut, mulching, 12AE189D011, 12AE189E211										

	<b>OREGON</b>	OEM No.	Length	Center	Outer	C to C	W / T	Off	Lift	Prod. Code
<b>TROY-BILT (ALSO SEE MTD)</b>										
	<b>98-049</b>	742-0741 942-0641	<b>21</b>	bow-tie	5/16	2-1/2	2.25/134	1/4	15/16	
21" cut, mulcher, 1995 and newer, fits bowtie center hole										
	<b>198-049</b>		21	11/16 h 15/16 w	5/16	2-1/2	2.25/120	5/16	15/16	
Double Bevel version of 98-049										 
	<b>98-631</b>		21	bow-tie	5/16	2-1/2	2.50/187	5/16	3/4	
GATOR® G3™										
	<b>598-631</b> <b>NEW</b>		21	bow-tie	5/16	2-1/2	3.00/149	5/16	1	
GATOR® G5™										   
<b>WALKER</b>										
	<b>91-106</b>	8738	<b>18-1/2</b>	1/2			2.50/203	1/4	3/4	
GATOR® G3™ (3) for 52" cut side discharge										
	<b>91-911</b>	5705-0	<b>20</b>	5/8	3/16	3	2.75/203	1-1/16	3/4	
(1) 91-911 & (1) 91-910 for 36" cut, rear discharge, right hand cut, (3) for 54" cut side discharge										
	<b>91-912</b>	5705-4	<b>22</b>	5/8	3/16	3	2.75/203	1-1/16	3/4	
(1) 91-912 & (1) 91-913 for 42", rear discharge left hand cut										
	<b>91-913</b>	5705-3	<b>22</b>	5/8	3/16	3	2.75/203	1-1/16	3/4	
(1) 91-913 & (1) 91-912 for 42", rear discharge, right hand cut										
	<b>91-919</b>		<b>25</b>	5/8	3/16	3	2.75/203	1-1/16	3/4	
(1) 91-919 & (1) 91-920 for 48" cut, rear discharge, low lift, left hand cut										
	<b>91-917</b>	7705-2	25	5/8	3/16	3	2.75/203	1-1/16	7/8	
(1) 91-917 & (1) 91-918 for 48" cut, rear discharge, high lift, left hand cut										
	<b>91-918</b>		25	5/8	3/16	3	2.75/203	1-1/16	7/8	
(1) 91-918 & (1) 91-917 for 48" cut, rear discharge, high lift, right hand cut										
	<b>91-920</b>	7705-1	25	5/8	3/16	3	2.75/203	1-1/16	3/4	
(1) 91-920 & (1) 91-919 for 48" cut, rear discharge, low lift, right hand cut										
	<b>92-176</b> <b>NEW</b>	7705-7	<b>27</b>	5/8	3/16	3	2.75/203	1-1/16	7/8	
(1) 92-176 & (1) 91-177 for 52" cut, left hand cut										
	<b>92-177</b> <b>NEW</b>	7705-6	27	5/8	3/16	3	2.75/203	1-1/16	7/8	
(1) 92-176 & (1) 91-177 for 52" cut, right hand cut										

		OEM No.	Length	Center	Outer	C to C	W / T	Off	Lift	Prod. Code
<b>WHITE (SEE MTD)</b>										
<b>WOODS</b>										
	<b>91-767</b>	24590	<b>11-3/8</b>	7/8			2.50/.250	7/16	1-1/4	
(6) for 44" cut <span style="float: right;"></span>										
	<b>91-557</b>	70014 7014KT	<b>15</b>	1/2			2.50/.250	5/16	3/4	
(3) for 44" cut, (1) 91-557 & (2) 91-558 for 48" cut 1250, 1850, 1855, 2855, 5120, 5140, 5180, 5182, 5200, 5210, 5215, 5250, 6170, D4414, D4414-3, D14414T, D4818-2, DM4415, DM5219, DO4814, DO4818-3, DO4818T Mow'n Machine										
	<b>91-536</b>		15	1/2			2.50/.250	5/16	1	
(3) for 44" cut, (1) 91-557 & (2) 91-558 for 48" cut, high lift 1250, 1850, 1855, 2855, 5120, 5140, 5180, 5182, 5200, 5210, 5215, 5250, 6170, D4414, D4414-3, D14414T, D4818-2, DM4415, DM5219, DO4814, DO4818-3, DO4818T Mow'n Machine										
	<b>91-125</b>		15	1/2			2.50/.203	5/16	3/4	
low lift										
	<b>96-343</b>		15	1/2			2.50/.203	5/16	1	
GATOR® G3™ <span style="float: right;"> </span>										
	<b>91-760</b>	5081	<b>16-3/4</b>	5/8			1.75/.203	13/16	13/16	
(3) for 48" cut, left hand cut, fits models FM 48 ,FM842, RM400										
	<b>96-329</b>		<b>18</b>	1/2			2.50/.203	5/16	1	
GATOR® G3™ <span style="float: right;"></span>										
	<b>596-329</b>		18	1/2			3.00/.203	5/16	1	
GATOR® G5™ <span style="float: right;">   </span>										
	<b>396-729</b>		18	1/2			3.00/.250	5/16	1	
GATOR® G6® <span style="float: right;">    </span>										
	<b>91-761</b>	23825 31359	<b>20-3/16</b>	5/8			2.00/.203	13/16	3/4	
(3) for 60" cut, left hand cut, fits models RM500, F35, RM59										
	<b>91-762</b>	6950	20-3/16	5/8			2.00/.203	13/16	11/16	
(3) for 60" cut, medium lift, model 59C2										
	<b>90-225</b>	34615 34615CKT 34615KT	<b>20-11/16</b>	5/8			2.50/.250	0	1	
(3) for 61" cut, high lift, C360, RM360, RM550 <span style="float: right;"></span>										
	<b>91-584</b>	1001513	<b>20-15/16</b>	1	1/2	5	2.50/.250	7/16	1	

		OEM No.	Length	Center	Outer	C to C	W / T	Off	Lift	Prod. Code
<b>WOODS</b>										
	<b>91-547</b>	70134	<b>21</b>	1/2			2.50/.250	5/16	3/4	
(3) for 61" cut										
	<b>96-346</b>		21	1/2			2.50/.203	5/16	1	
GATOR® G3™										
	<b>596-346</b>		21	1/2			3.00/.203	5/16	1	
GATOR® G5™  High Lift										
	<b>396-712</b>		21	1/2			3.00/.250	5/16	1	
GATOR® G6®  Heavy Duty High Lift										
	<b>91-764</b>	13404 31306	<b>24-7/16</b>	1			2.50/.203	3/4	1-3/16	
(3) for 72" cut, left hand cut, fits models L306, RM306, RM600										
	<b>91-766</b>	15127	<b>24-5/8</b>	5/8			2.50/.250	0	7/8	
(3) for 72" cut										
	<b>91-585</b>	1008199	<b>24-15/16</b>	1	1/2	5	2.50/.250	3/8	1	
(3) for 72" cut, PRD7200, RD72, RD7200, RD7200-2										
	<b>591-585</b>		24-15/16	1	1/2	5	3.00/.203	3/8	1	
GATOR® G5™  High Lift										
<b>WRIGHT STANDER</b>										
	<b>91-620</b>	71440002	<b>16-1/2</b>	5/8			2.50/.203	0	1	
(3) for 48" cut, (2) for 32" cut, Sentar2, Sentar3, Sentar Sport, Stander										
	<b>96-308</b>		16-1/2	5/8			2.50/.203	0	1	
GATOR® G3™										
	<b>596-308</b>		16-1/2	5/8			3.00/.203	0	1	
GATOR® G5™  High Lift										
	<b>396-735</b>		16-1/2	5/8			3.00/.250	0	1	
GATOR® G6®  Heavy Duty High Lift										
	<b>92-165</b> <b>NEW</b>	71440004 71440008	<b>16-1/2</b>	5/8			2.50/.203	1/2	1	
(3) for 48" cut, Sport X, Stander X										
	<b>392-165</b> <b>NEW</b>		16-1/2	5/8			3.00/.250	1/2	1	
GATOR® G6®  Heavy Duty High Lift										
	<b>91-622</b>	71440001	<b>18</b>	5/8			2.50/.203	0	1	
(2) for 36" cut, (3) for 52" cut										
	<b>96-344</b>		18	5/8			2.50/.203	0	3/4	
GATOR® G3™										

GROUP CONTINUES

		OEM No.	Length	Center	Outer	C to C	W / T	Off	Lift	Prod. Code
<b>WRIGHT STANDER</b>										
			GROUP  CONTINUES							
	<b>596-344</b>		18	5/8			3.00/.203	0	1	
GATOR® G5™								   		
	<b>396-726</b>		18	5/8			3.00/.250	0	1	
GATOR® G6®								    		
	<b>91-039</b>	71440005 71440009	<b>18</b>	5/8			2.50/.203	1/2	1	
(3) for 52" cut, StanderX, SportX										
	<b>93-601</b>		18	5/8			2.50/.203	1/2	3/4	
GATOR® G3™										
	<b>593-601</b>		18	5/8			3.00/.203	1/2	1	
GATOR® G5™								   		
	<b>91-626</b>	71440003	<b>21</b>	5/8			2.50/.203	0	1	
(3) for 61" cut, (2) for 42" cut, all models										
	<b>96-347</b>		21	5/8			2.50/.203	0	3/4	
GATOR® G3™										
	<b>96-360</b>		21	5/8			2.50/.203	0	3/4	
GATOR® G3™										 
	<b>596-347</b>		21	5/8			3.00/.203	0	1	
GATOR® G5™								   		
	<b>396-727</b>		21	5/8			3.00/.250	0	1	
GATOR® G6®								    		
	<b>91-135</b>	71440010	<b>21</b>	5/8			2.50/.203	1/2	1	
(3) for 61" cut, Sport X, Stander X										
	<b>93-011</b>		21	5/8			2.50/.250	1/2	1-1/8	
(3) for 61" cut, high lift Sport X, Stander X										
	<b>93-013</b>		21	5/8			2.50/.250	1/2	5/8	
(3) for 61" cut, low lift Sport X, Stander X										
	<b>596-702</b>		21	5/8			3.00/.203	1/2	1	
GATOR® G5™								   		
	<b>396-702</b>		21	5/8			3.00/.250	1/2	1	
GATOR® G6®								    		

**YAZOO (SEE KEES)**